



# Treatment Technologies for PFAS Site Management

**Anthony Danko, Ph.D.**  
Naval Facilities Engineering Command (NAVFAC)  
Engineering and Expeditionary Warfare Center (EXWC)

# Presentation Overview

---

- Evaluating Remediation Technologies
- Sorption
- *In Situ* Technologies
- Dealing with Investigation-Derived Waste (IDW)
- Wrap-Up

# Summary of Available Technologies – Drinking Water Treatment

Technology Category	Technology	Maturity/Availability
Sorption	Activated Carbon*	Commercialized, can be purchased from vendors
	Anion Exchange Resin*	Commercialized, can be purchased from vendors
	Biochar	Field Pilot Scale, not commercially available
	Zeolites/Clay Minerals	Commercialized, can be purchased from vendors
Membrane Filtration	Reverse Osmosis and Nanofiltration <sup>+</sup>	Commercialized, can be purchased from vendors
Coagulation	Specialty Coagulants	Full Scale application being conducted by researchers
Redox Change	Electrochemical	Field Pilot Scale, not commercially available
Other	Sonochemical	Field Pilot Scale, not commercially available

\* *Technologies that will be discussed*

# Summary of Available Technologies – Soil Treatment

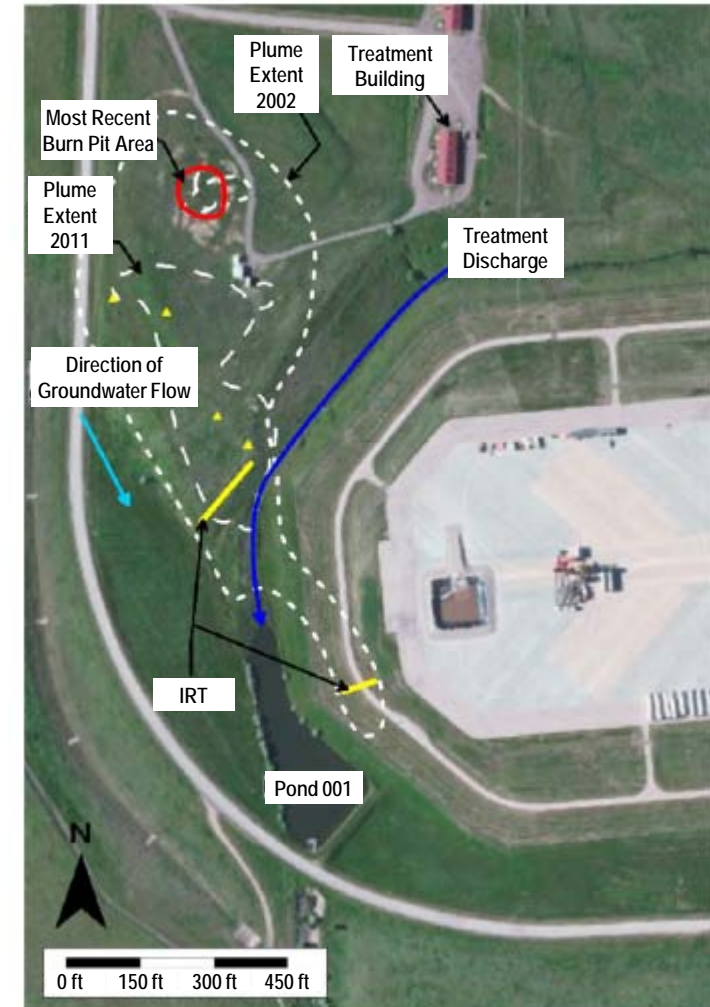
Technology Category	Technology	Maturity/Availability
Sorption and Technologies	Modified Carbon*	Commercialized, can be purchased from vendors
	Minerals/Modified Minerals*	Commercialized, can be purchased from vendors
Excavation Disposal	To Landfill	Commercialized
	To Incinerator	Commercialized
Thermal		Field Pilot Scale, commercially available

\* *Technologies that will be discussed*

# Consider Effect of Prior Remediation for Co-Contaminants on PFAS

- Benzene plume
- Oxygen injections at yellow
- Elevated levels of PFAA at location of historical and present benzene plume – lacking in areas with no O<sub>2</sub> injections
- Fourfold difference in K<sub>d</sub> between PFHxA and PFOA yet their plume overlapped – likely due to *in situ* transformation of precursors
- ***Navy currently conducting similar study under NESDI***

Reference Evidence of Remediation-Induced Alteration of Subsurface Poly- and Perfluoroalkyl Substance Distribution at a Former Firefighter Training Area Meghan E. McGuire, Charles Schaefer, Trenton Richards, Will J. Backe, Jennifer A. Field, Erika Houtz,, David L. Sedlak, Jennifer L. Guelfo, Assaf Wunsch, and Christopher P. Higgins



# Pump-and-Treat

- At drinking water wellhead
- At point of use
- To control plume size/spread
- At base boundary to prevent plume migration

Key  
Point

Only practical treatment for groundwater available





# Granular Activated Carbon (GAC)

## Material

- Made from bituminous coal or coconut
- Highly porous, large surface area

## Application

- Typically used in packed-bed flow-through vessels
- Operate in series (lead-lag) or parallel
- Virgin or Reactivated GAC

## Reagglomeration



Even Activation



<http://store.ecologixsystems.com/detail/index.cfm?nPID=294>

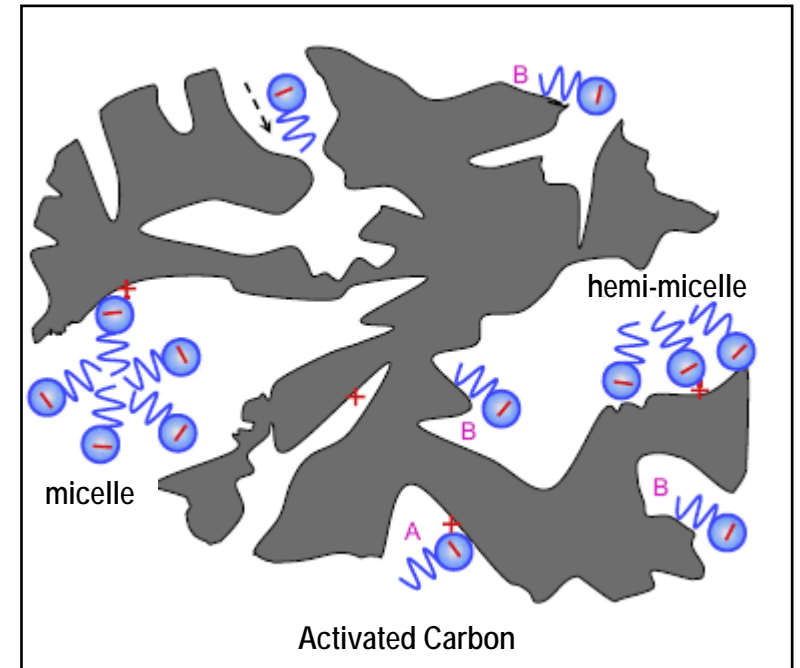
# Granular Activated Carbon (cont.)

## Mechanism

- Adsorption on surface process, physical mass transfer
- No chemical degradation or transformation

## Effectiveness

- Capable of 90 to >99% removal efficiency
- Individual PFAS have different GAC breakthrough times
  - e.g., GAC capacity for PFOS > PFOA
- Influent conc. for <5 Carbon PFAS typically lower
- High DOC reduces effectiveness



Reference -Yu, Q., R. Zhang, S. Deng, J. Huang, G. Yu, 2009. "Sorption of perfluorooctane sulfonate and perfluorooctanoate on activated carbons and resin: Kinetic and isotherm study." *Water Research*, 43, 1150-1158.

Key  
Point

PFAS <5 carbons shorter  
breakthrough times



# Reactivation of PFAS Contaminated Granular Activated Carbon

## Thermal Reactivation Process



- Reactivation temperature 1,300°F
- PFAS pyrolysed to carbon char
- Lower CO<sub>2</sub> footprint than making virgin GAC
- Reactivated carbon just as effective as virgin carbon

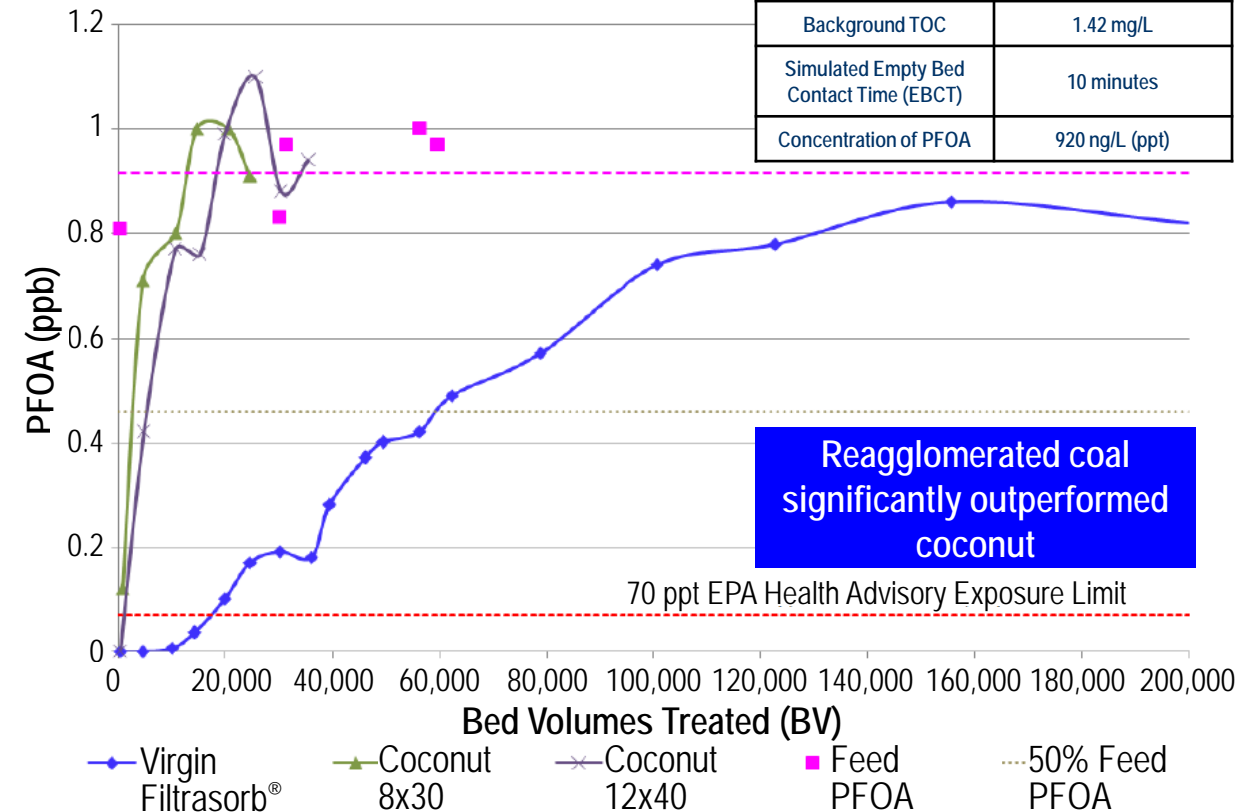
Key  
Point

Process is expensive and energy intensive

# Bituminous vs. Coconut Carbon

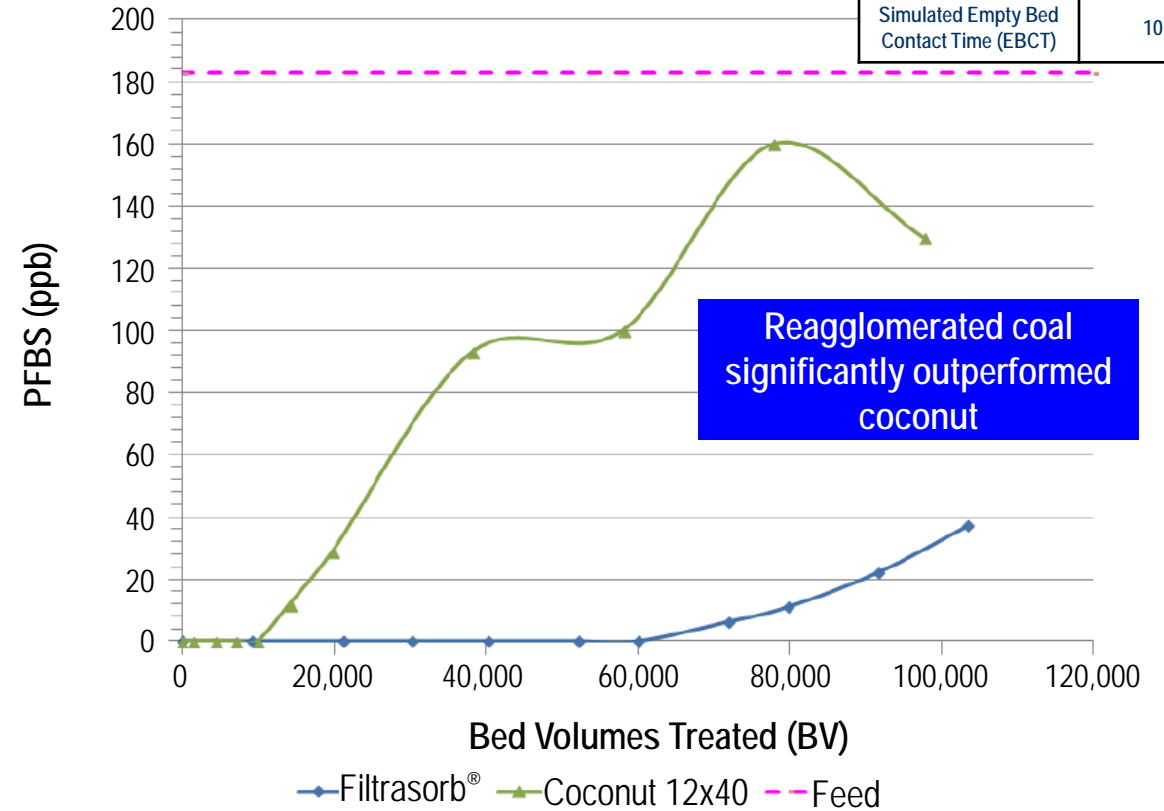
RSSCT PFOA Breakthrough Curves  
10 Minutes Empty Bed Contact Time (EBCT)

Background TOC	1.42 mg/L
Simulated Empty Bed Contact Time (EBCT)	10 minutes
Concentration of PFOA	920 ng/L (ppt)



Removal of PFBS Using Filtrasorb® vs. Coconut

Background TOC	0.16 mg/L
Simulated Empty Bed Contact Time (EBCT)	10 minutes



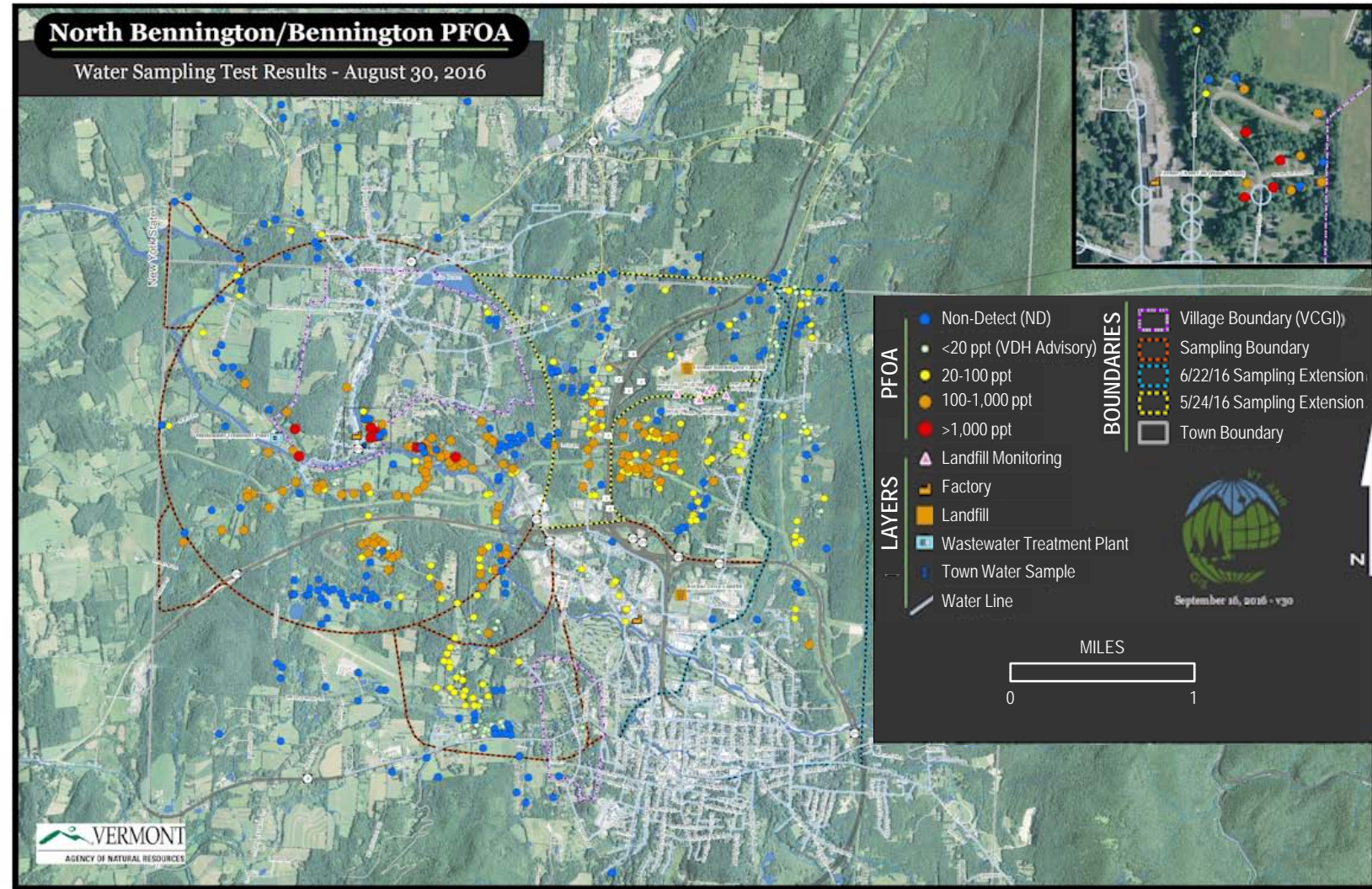
**Key Point**

Bituminous carbon appears to perform better than coconut carbon at this specific site

NEWMOA PFAS Technical Workshop – Activated Carbon  
Don Ivey and John Matthis May 2017

# Case Study – Point of Entry Treatment – Vermont Residences

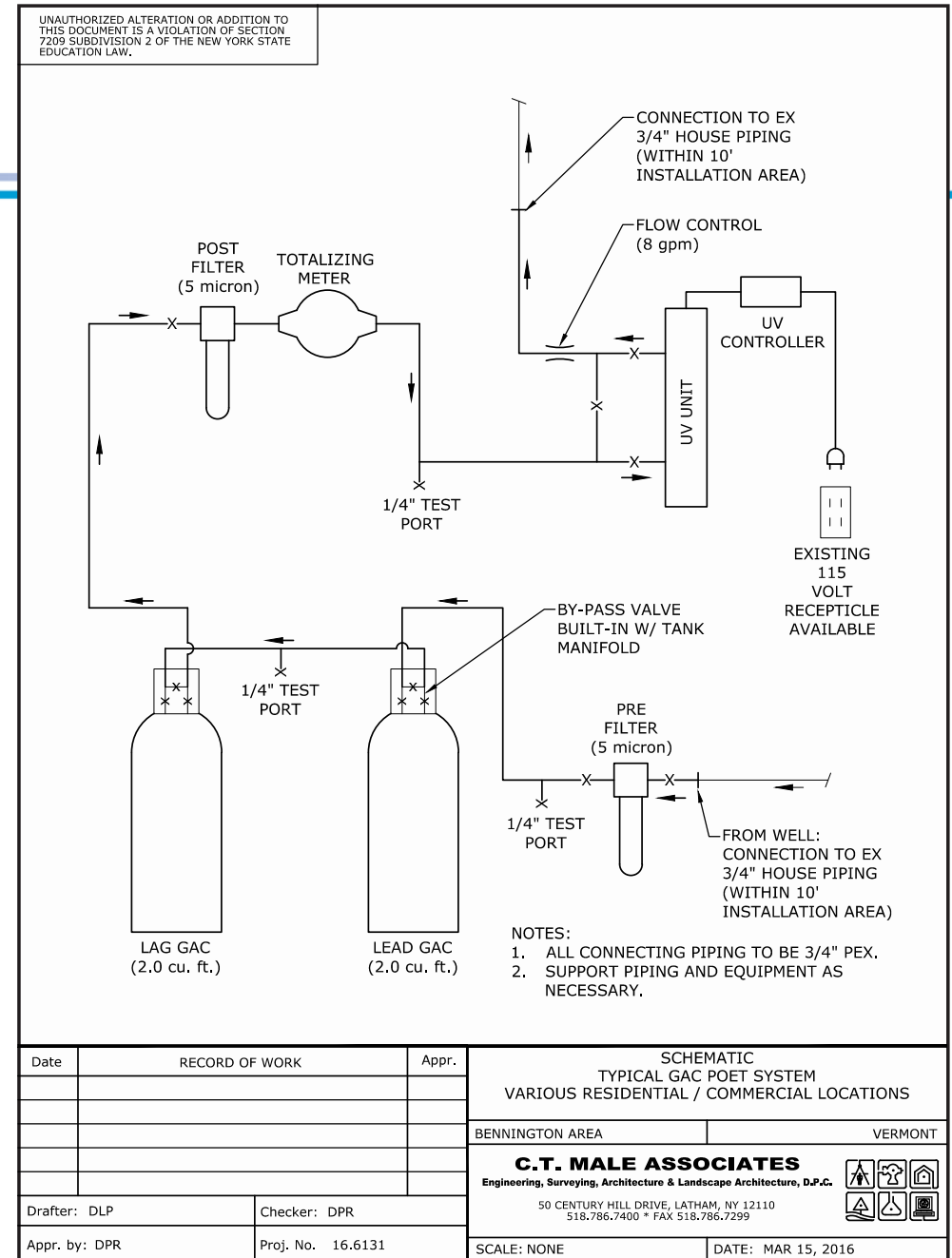
- PFOA contamination from textile coating at CHEMFAB®
- 541 samples from private wells
- Bottled water delivered to residents
- 11 homes connected to municipal water
- 255 POET systems installed





# Case Study – POET Vermont

- Initially sampled once per month for 3 months
- Influent, midpoint and effluent
- Influent PFOA Concentration >1,000 ppt: sample every 3 months
- Influent PFOA Concentration >200 ppt to <1,000 ppt sample every 6 months
- Influent PFOA Concentration <200 ppt every 12 months

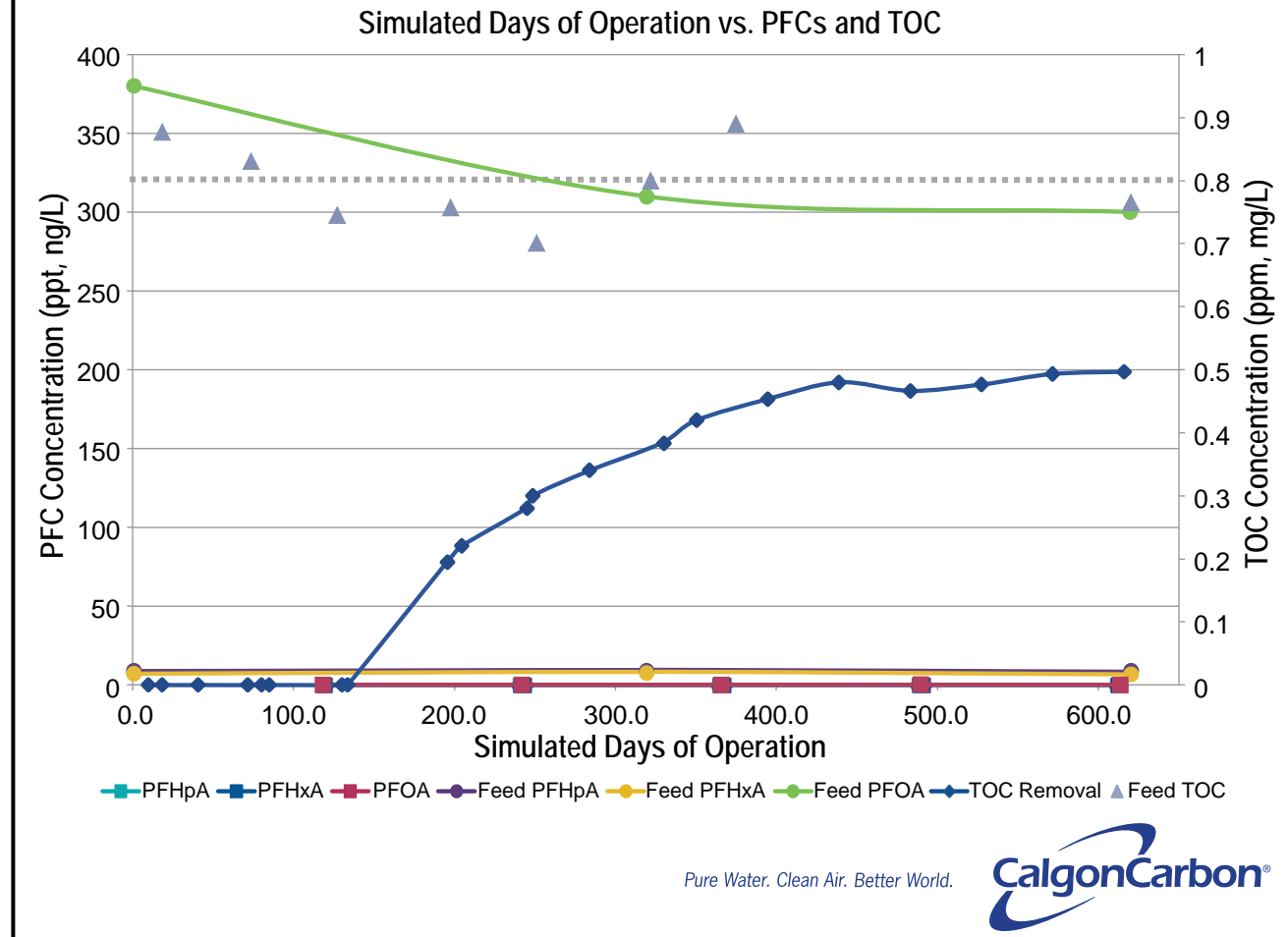


# Case Study POET Vermont – Results

- Influent concentrations vary from <20 ppt to 4,600 ppt
- Volume treated per unit from 50 gal over one month to 37,000 gal over 3 months
- Pre and post filter replaced every 4 months
- UV lap replaced every 12 months
- GAC replacement assumed every 2 years
- Swap lead and lag tank then ship GAC media to vendor

Reference: Lessons Learned on Vermont POET Installations and Operations at Residences Impacted by PFASs. Richard Spiese.

## PFC/TOC Customer ACT Data



# Case Study – NAS Brunswick, ME GWETS

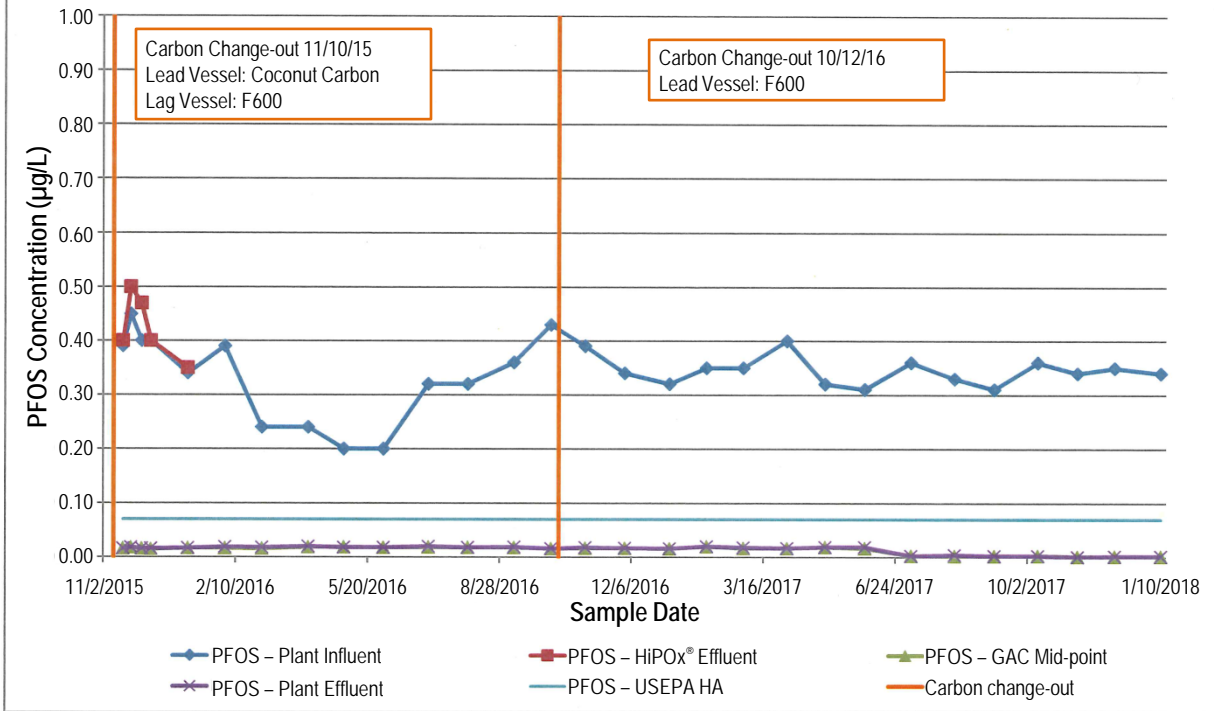
- Former Naval Air Station in Brunswick, ME, BRAC 2011
- Treating CVOCs at GWETS using air stripping and GAC (vapor and liquid phase)
- Recovered over 500 kg VOCs since 1995; removal now limited by back diffusion rate, asymptotic range
- 1,4-Dioxane addressed by addition of HiPOx<sup>®</sup> unit
- PFAS removed via liquid-phase GAC
  - PFOA breakthrough determines changeout
  - Shorter-chain PFAS, carboxylates, break through earlier



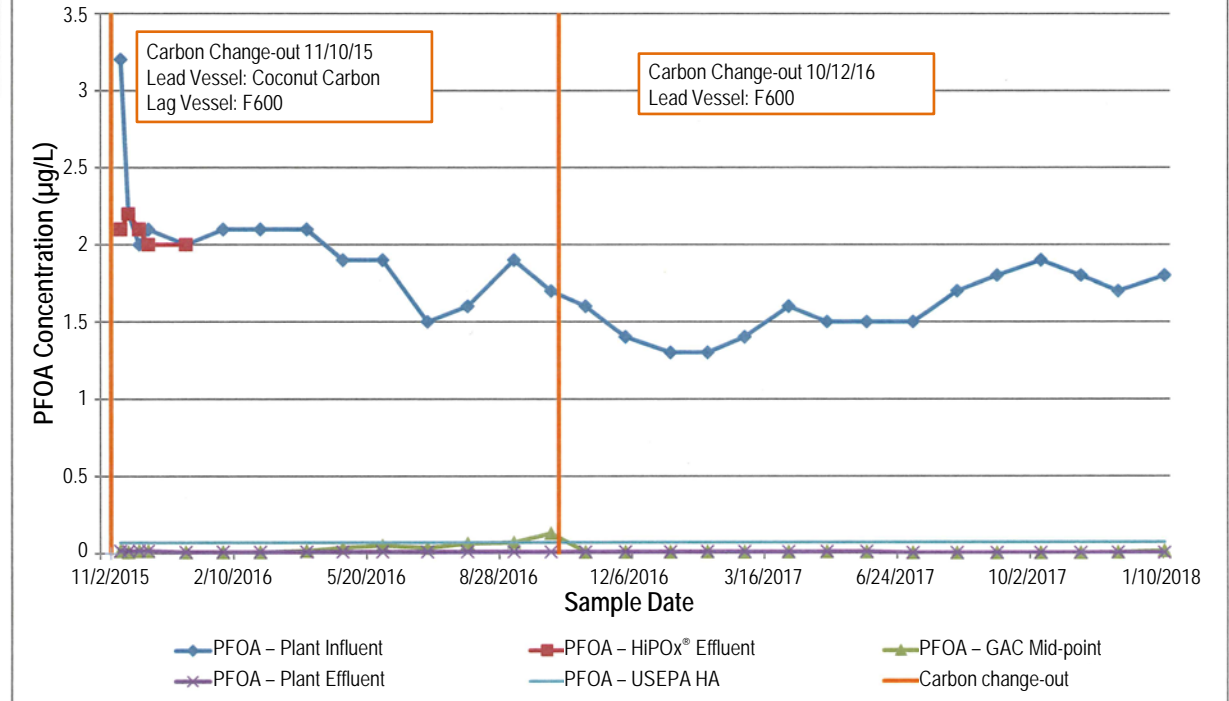


# Case Study – NAS Brunswick, ME GWETS – Results

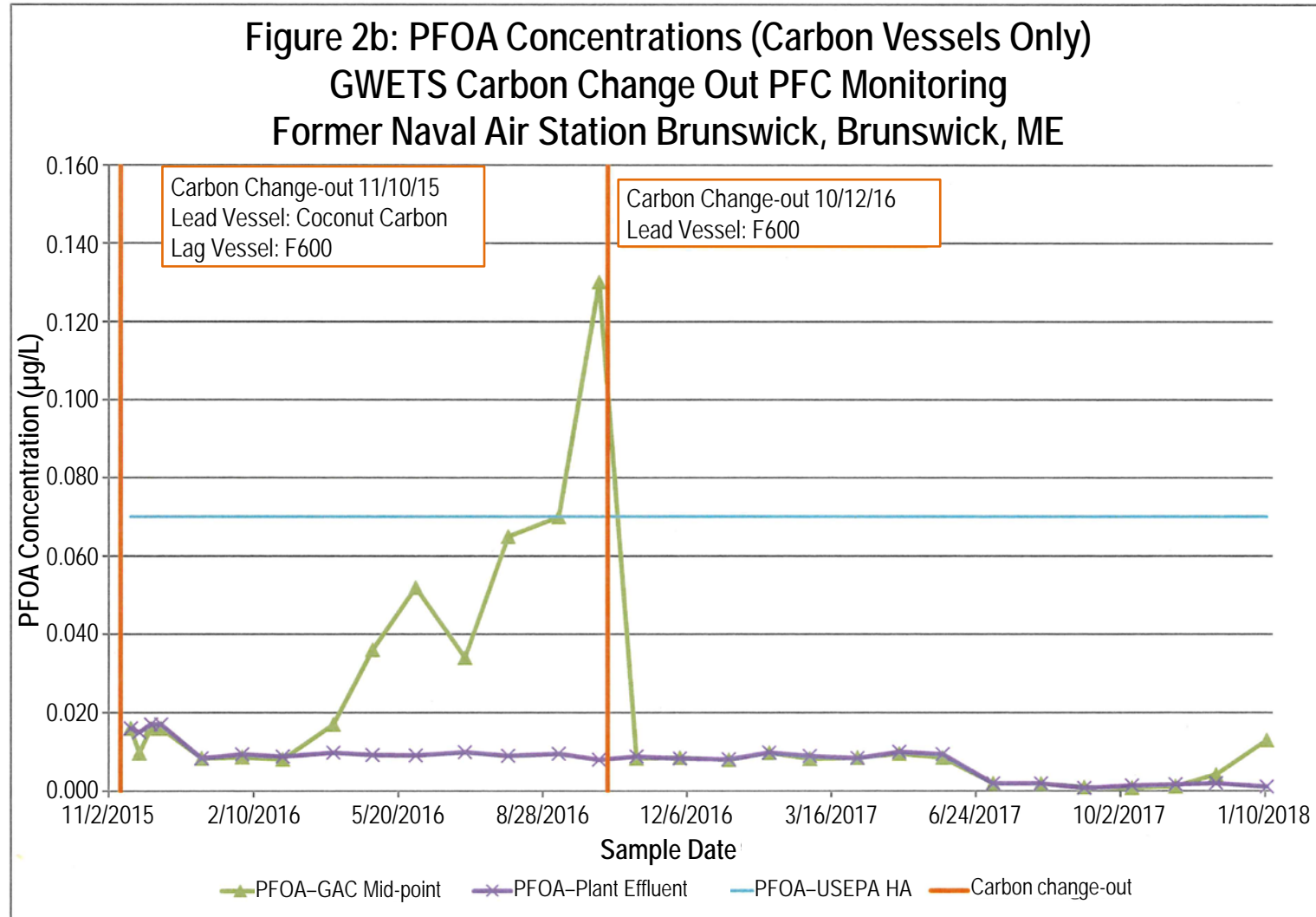
**Figure 1: PFOS Concentrations**  
 GWETS Carbon Change Out PFC Monitoring  
 Former Naval Air Station Brunswick, Brunswick, ME



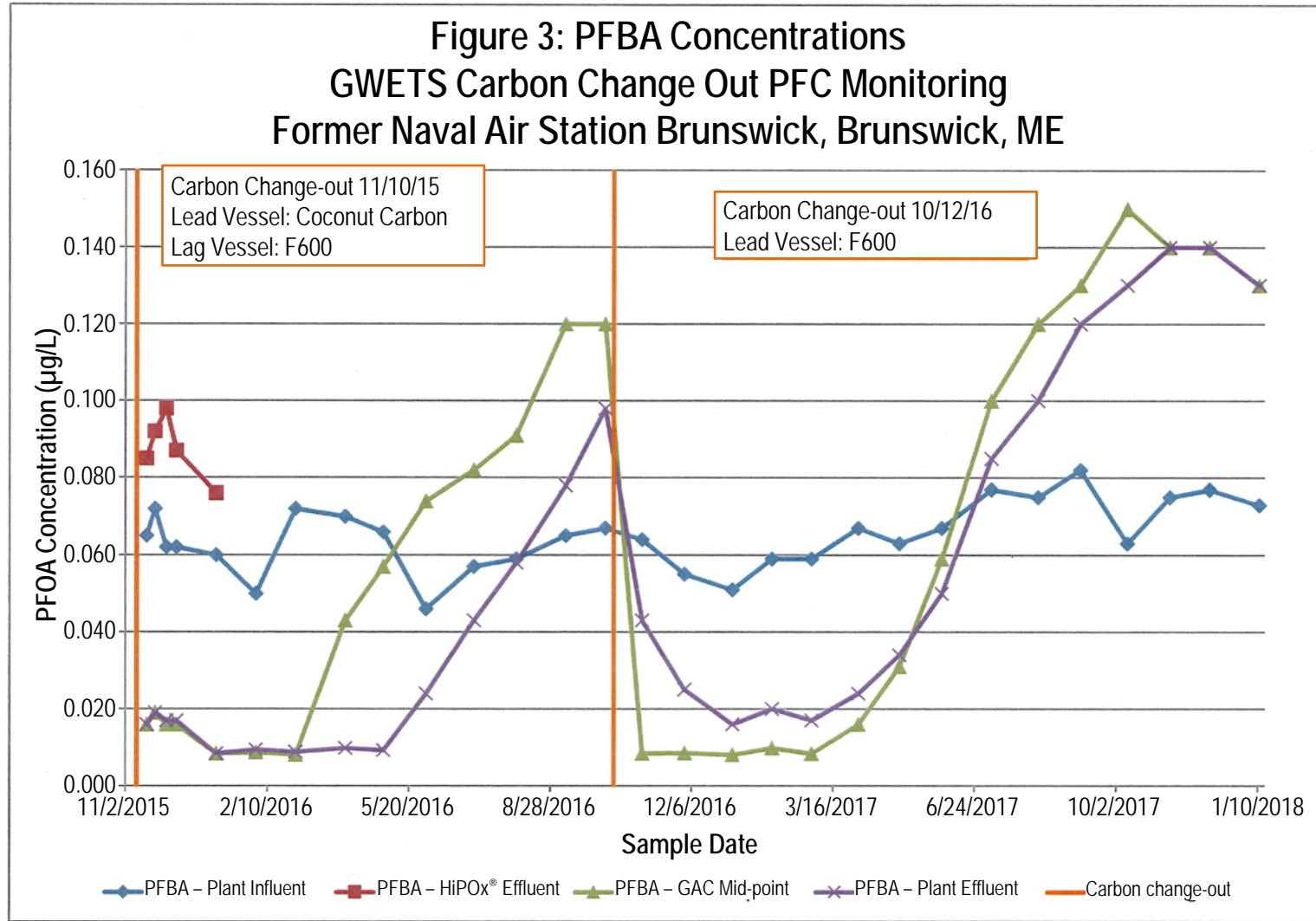
**Figure 2a: PFOA Concentrations**  
 GWETS Carbon Change Out PFC Monitoring  
 Former Naval Air Station Brunswick, Brunswick, ME



# Case Study – NAS Brunswick, ME GWETS – Results (cont.)



# Case Study – NAS Brunswick, ME GWETS – Results (cont.)



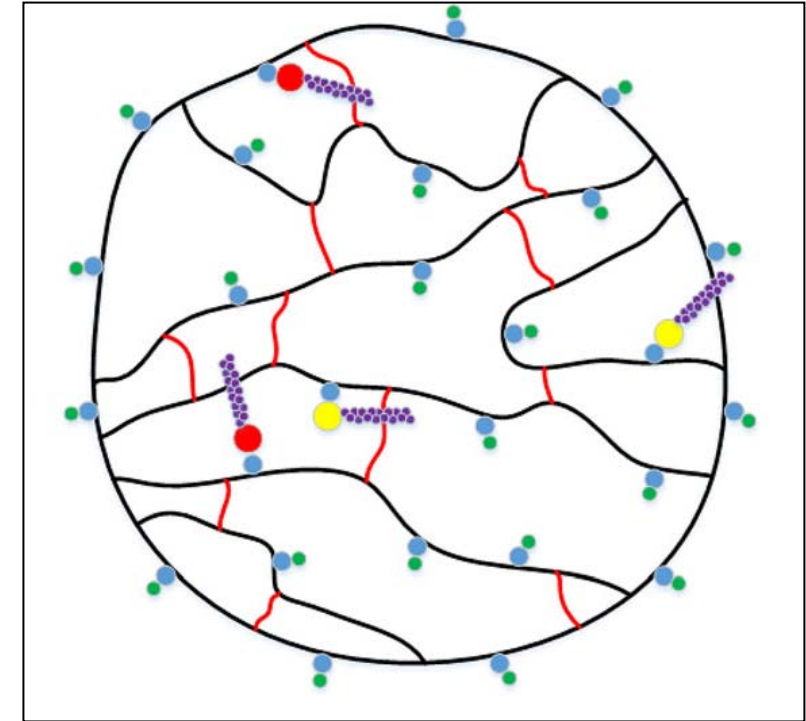
# Ion Exchange

## Material

- Synthetic neutral co-polymeric media (plastics) with positively-charged exchange sites
- Can be regenerated (produces waste stream) or single use (must be disposed of properly)

## Application


- Removes anionic PFAS binding to negatively-charged functional group
- Lead-lag including combination of single use and regenerated





 Polystyrene polymer chain


 Divinylbenzene crosslink

 Fixed ion exchange group, e.g., quaternary ammonium,  $\text{—}\equiv\text{N}^+$ , for anion IEX

 Exchangeable counter ion, e.g., chloride ion,  $\text{Cl}^-$ , for anion IEX

 Sulfonate group,  $\text{—SO}_3^-$ , of PFAS (e.g., PFOS), replacing exchangeable counter ion

 Carboxylate group,  $\text{—CO}_2^-$ , of PFAS (e.g., PFOA), replacing exchangeable counter ion

 PFAS carbon-fluorine tail adsorbing to polystyrene polymer chain or divinylbenzene crosslink via Van der Waals forces

Reference: Steve Woodward John Berry Brandon Newman. 2017. Ion Exchange Resin for PFAS Removal and Pilot Test Comparison to GAC. Remediation Journal Volume 27, Issue 3 Pages 19–27

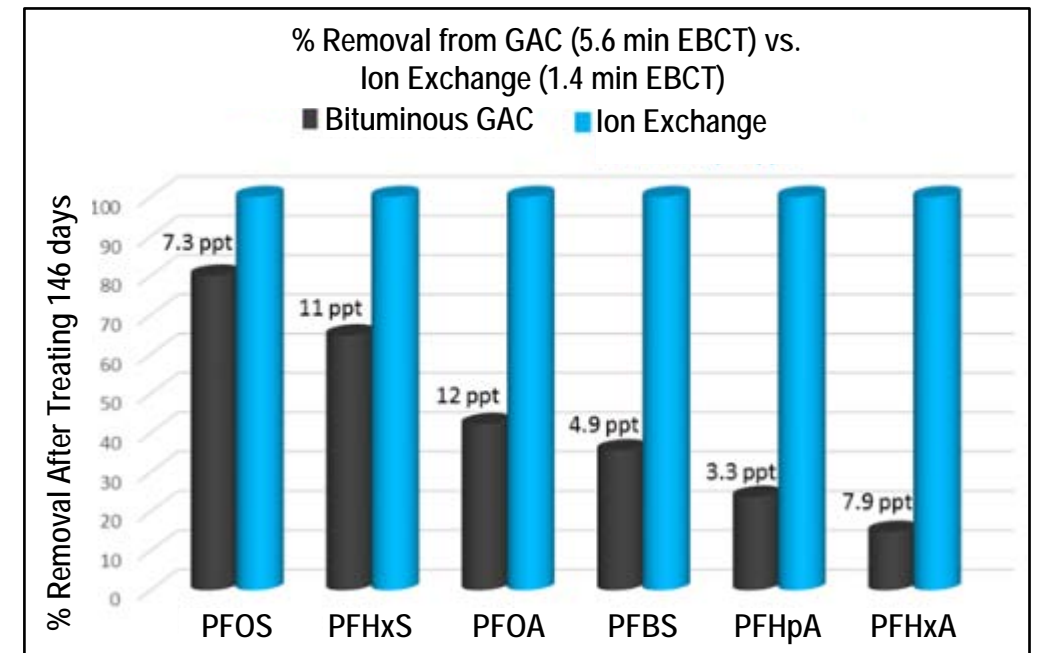
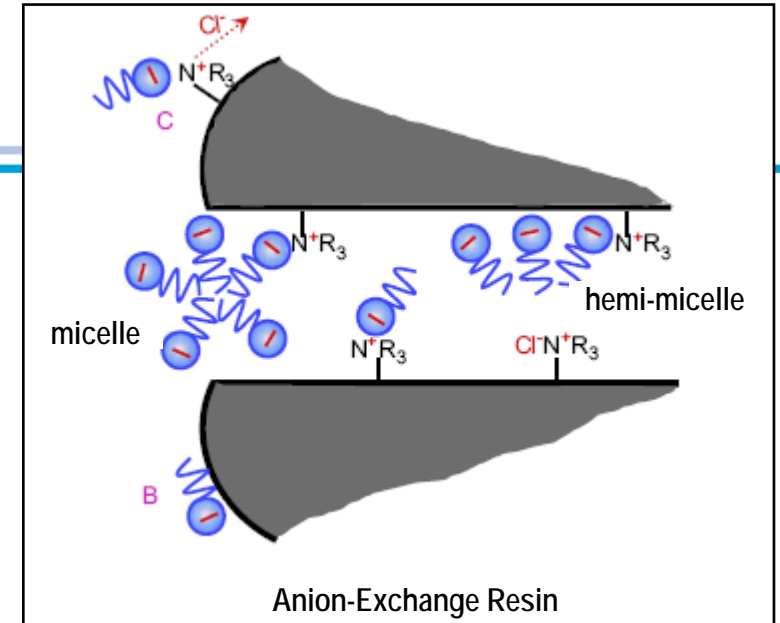
# Ion Exchange (cont.)

## Mechanism

- Acts as ion exchange resin and adsorbent resin
- Positively charged anion exchange media
- Removes negatively-charged PFAS from water

## Effectiveness

- Reaction kinetics faster than GAC
- Operating capacity higher than GAC
- Breakthrough varies for different PFAS
- Less frequent media change-outs



# Considerations When Using Ion Exchange

---

- Type and concentration of inorganic ions in groundwater affect PFAS capacity of resin
- Bench-scale tests recommended to determine most effective resin
- More cost-effective at higher concentrations
- Organic matter may foul resin
- Co-contaminants compete for resin site
- Site-specific testing should be performed



# Regeneration of Ion Exchange Resins

- Brine solution can desorb anionic head of PFAS from resin
- Organic solvent-like methanol or ethanol can desorb C-F tail
- Surfactants with both nonionic and anionic properties can be used as regenerants
- Most successful has been organic solvents and sodium chloride
- The solution used to regenerate may then need to be concentrated to minimize the volume of waste

Key  
Point

Shipped back to vendor for regeneration

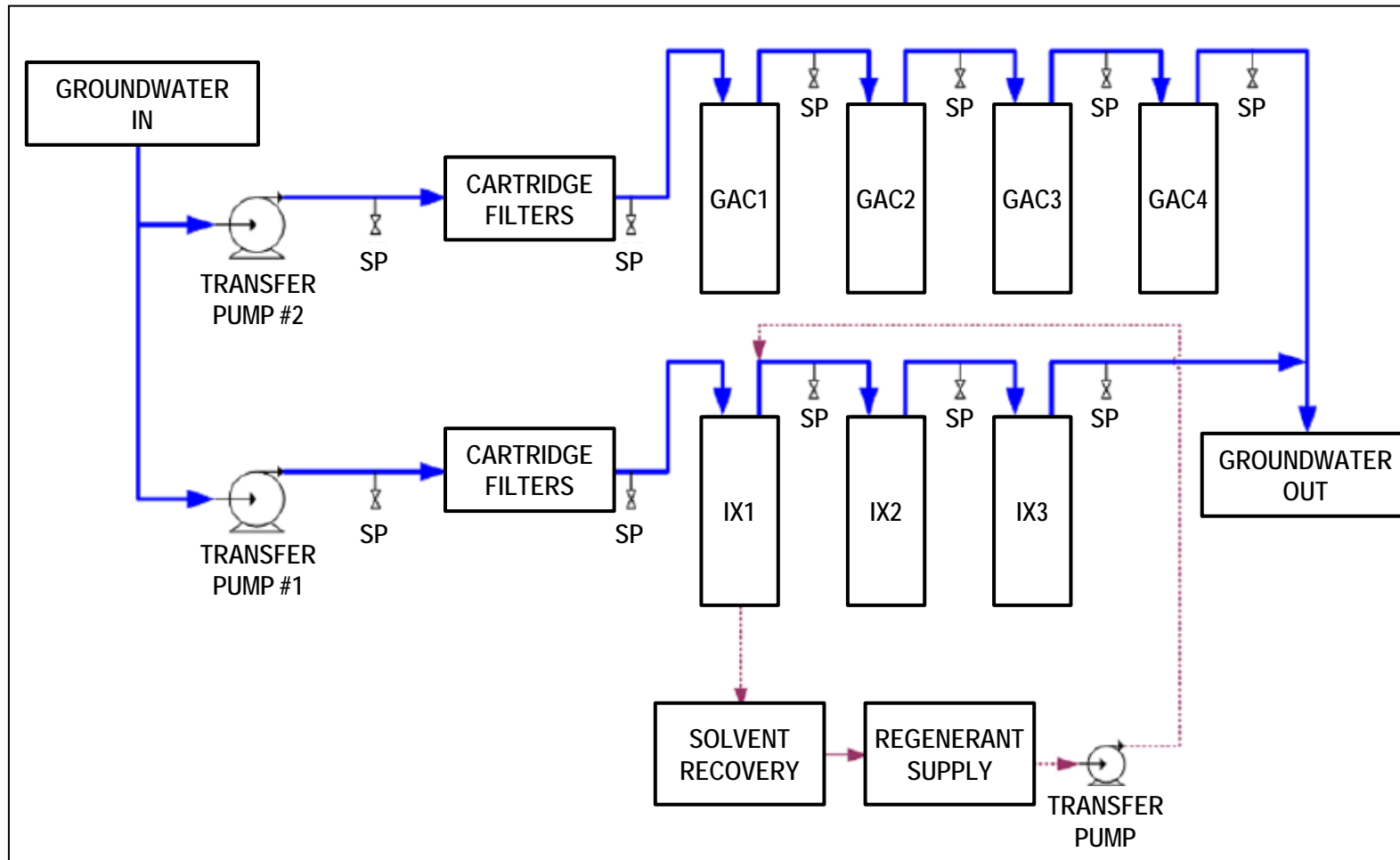
# Case Study – Comparison of GAC with Ion Exchange at Pease AFB

- Historic use of AFFF for firefighting training
- Ion Exchange – ECT Sorbix A3F
- Note 6:2 FS 2<sup>nd</sup> highest concentration PFAS
- GAC – Calgon Filtrasorb<sup>®</sup> 400 (F400)

Analyte	Analyte Acronym	Influent Concentrations Observed During Pilot Test (µg/L)		
		Low	High	Average
6:2 Fluorotelomer sulfonate	6:2 FS	15	22	18
8:2 Fluorotelomer sulfonate	8:2 FS	0.055	0.3	0.23
Perfluorobutane sulfonate	PFBS	0.81	1.3	1.1
Perfluorobutanoic acid	PFBA	0.89	2.1	1.3
Perfluoroheptane sulfonate	PFHpS	0.85	1.4	1.1
Perfluoroheptanoic acid	PFHpA	1.6	2.2	1.9
Perfluorohexane sulfonate	PFHxS	18	25	22
Perfluorohexanoic acid	PFHxA	5.9	8.9	7.7
<b>Perfluorooctanoic acid</b>	<b>PFOA</b>	<b>9.1</b>	<b>13</b>	<b>12</b>
Perfluorononanoic acid	PFNA	0.046	0.082	0.054
<b>Perfluorooctane sulfonate</b>	<b>PFOS</b>	<b>4.2</b>	<b>32</b>	<b>26</b>
Perfluoropentanoic acid	PFPeA	3.1	5.1	4.2
<b>Sum of observed PFAS</b>	-	<b>65</b>	<b>112</b>	<b>94</b>

Reference: Steve Woodard John Berry Brandon Newman. 2017 Ion Exchange Resin for PFAS Removal and Pilot Test Comparison to GAC. Remediation Journal Volume 27, Issue 3 Pages 19–27

# Case Study – Comparison of GAC with Ion Exchange at Pease AFB (cont.)



## GAC

- 4 vessels in series
- Each containing 9 gal F400
- Each vessel 5 min EBCT, overall 20 min EBCT
- Samples collected at influent and after each vessel weekly for 8 weeks
- At 1.8 gpm treated 100,486 gal water (11,165 bed volumes)

## Ion Exchange

- 3 vessels in series
- Each containing 9 gal resin
- Each vessel 2.5 min EBCT, overall 7.5 min EBCT
- At 3.6 gpm treated 422,645 gal water (46,961 BVs)
- Samples collected routinely at influent and effluent

# Case Study – Comparison of GAC with Ion Exchange at Pease AFB (cont.)



GAC



Ion Exchange

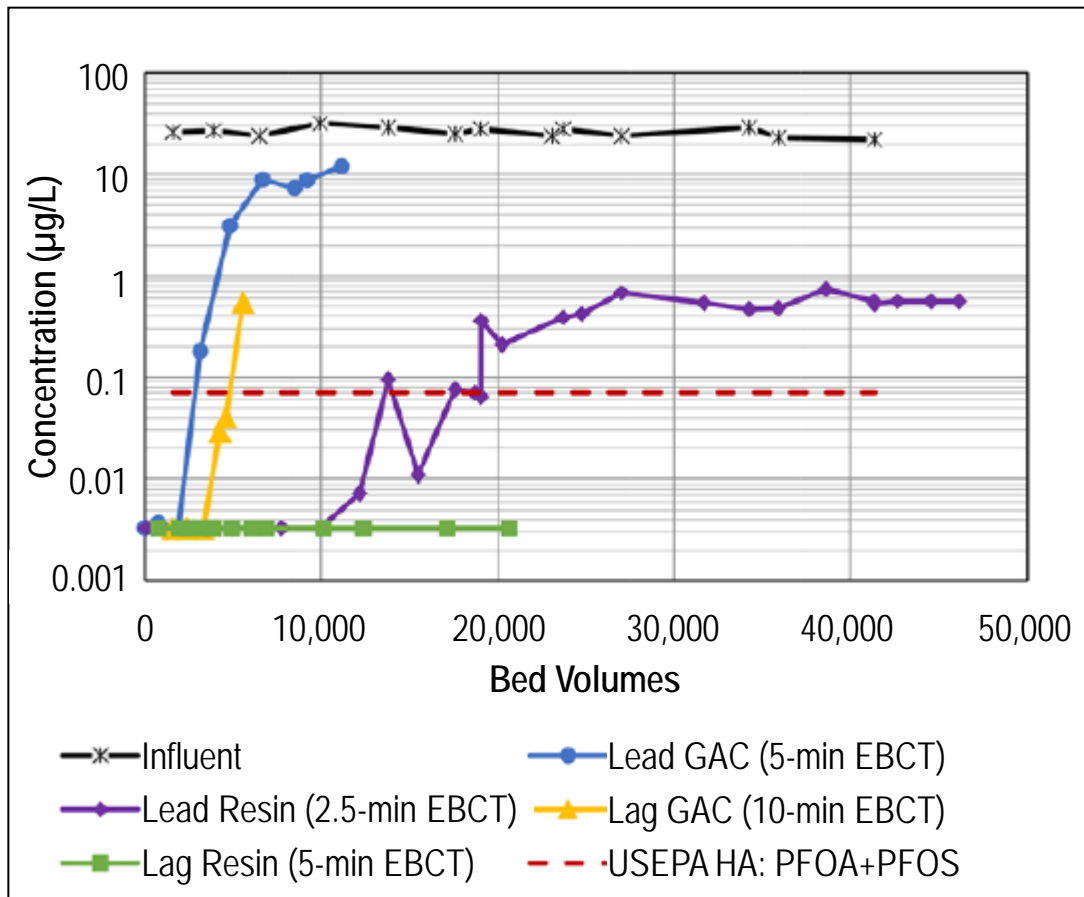


Entire Pilot-Scale Setup

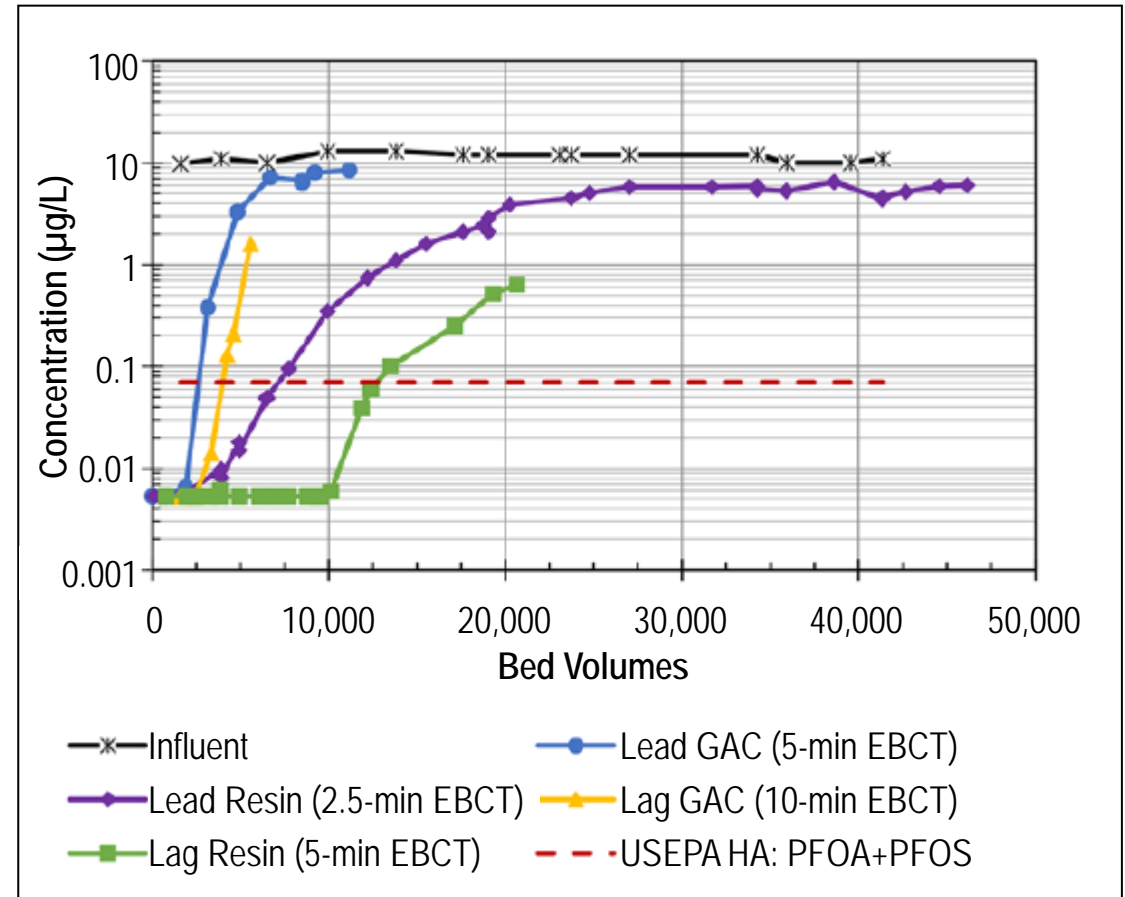


# Case Study – Comparison of GAC with Ion Exchange at Pease AFB (cont.)

## PFOS

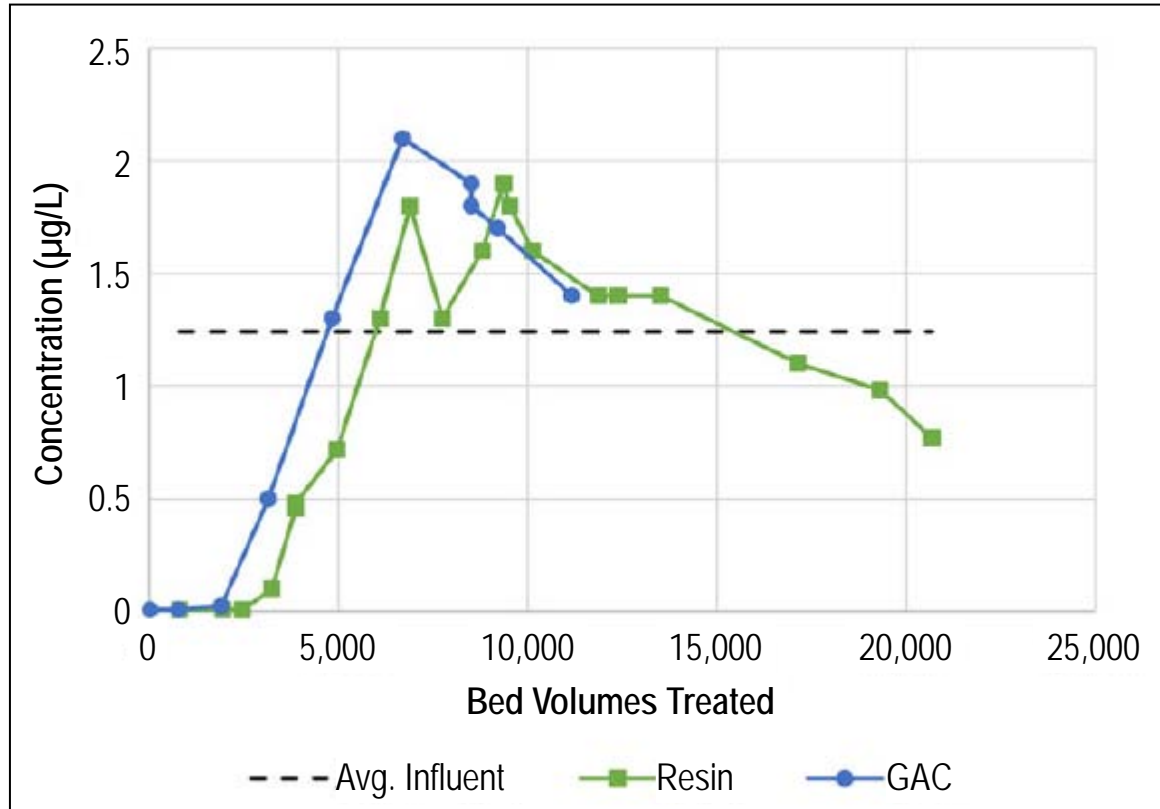


## PFOA

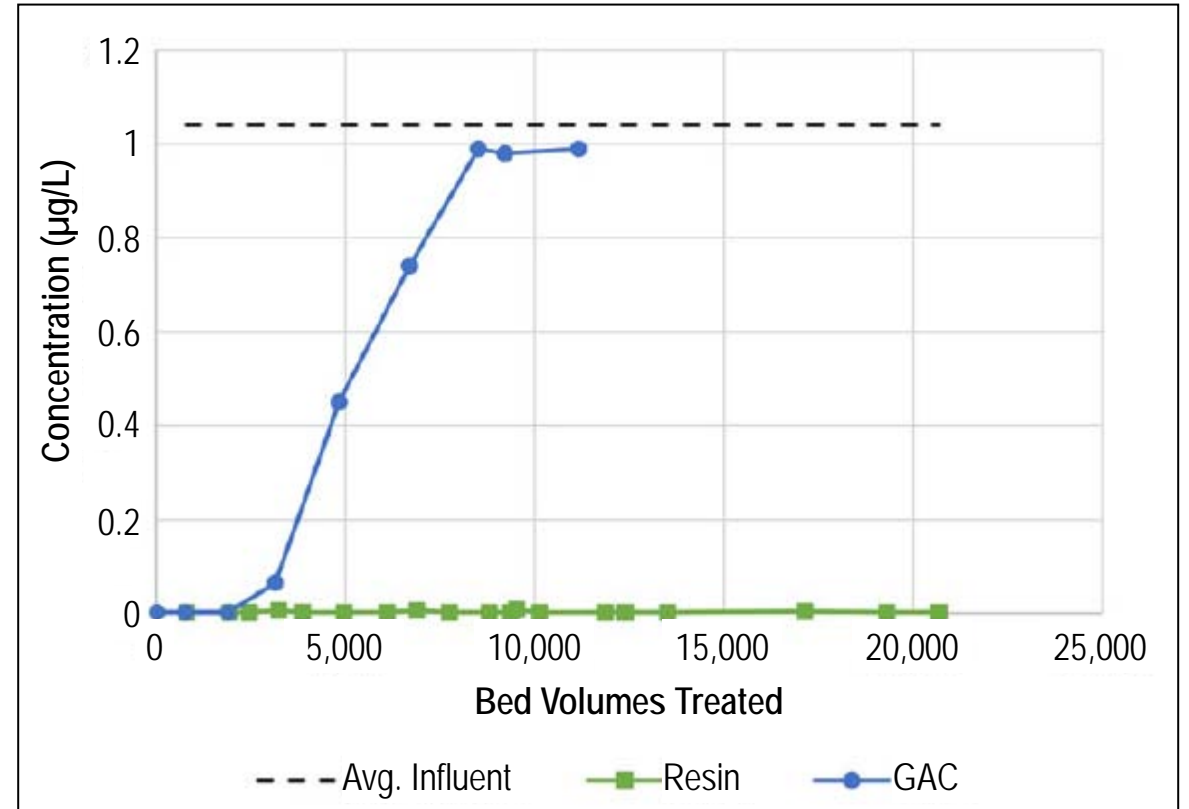


# Case Study – Comparison of GAC with Ion Exchange at Pease AFB (cont.)

## PFBA



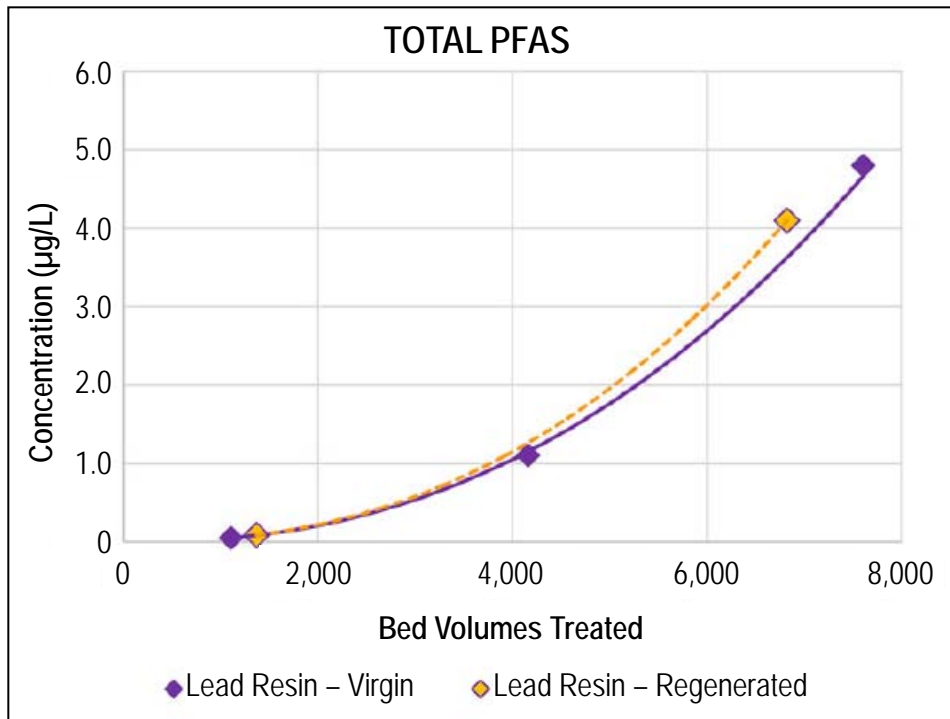

## PFBS





# Case Study – Comparison of GAC with Ion Exchange at Pease AFB (cont.)

- Three regeneration trials using proprietary blend of organic solvent and brine



## Regenerant Solution Recovery

- Distill off solvent fraction into regenerant tank for reuse, left with concentrated brine PFAS fraction
- OR conduct superloading – process concentrated brine PFAS solution through adsorption media then recycle brine solution

# Case Study – Comparison of GAC with Ion Exchange at Pease AFB (cont.)

---

- Both GAC and Ion Exchange Resin can remove PFOS and PFOA from groundwater to below EPA LHA

## At 5 min. contact time

- Resin treated 8X more BV than GAC before breakthrough of PFOS observed
- Resin treated 6X more BV than GAC before breakthrough of PFOA observed
- Resin removed 1.66 mg PFAS per gram of resin whereas GAC removed 0.40 mg PFAS per gram GAC
- Resin could be regenerated in the field

# *In Situ* Stabilization (ISS)

---

- Use of amendments for adsorbing and stabilizing PFAS in soil and groundwater
- GAC, stabilizers, and modified minerals (organoclays)
- Commercially available
- Additional amendments being developed
- Critical to monitor soil leachate to determine treatment effectiveness
- Limited full-scale application in U.S. (more overseas)

# Activated Carbon for *In Situ* Water Treatment – PlumeStop®

## Material

- Colloidal activated carbon
- 1-2  $\mu\text{m}$  sized particles of carbon suspended in water by organic polymer dispersion chemistry

## Application

- *In situ* sorbent technology sorbs PFOS and PFOA from aqueous phase
- Treats dissolved-phase contaminants
- Applied by low-pressure injections



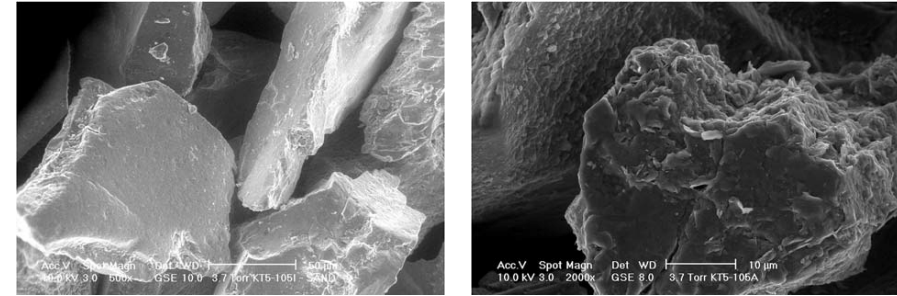
# Activated Carbon for *In Situ* Water Treatment – PlumeStop® (cont.)

## Mechanism

- Coats surface of soil
- Contaminants in dissolved phase then sorb to carbon
- Does not destroy PFAS, immobilizes PFAS in place
- Occupies just 0.1% soil pore volume

## Effectiveness

- Reduces aqueous concentration to below 70 ng/L
- Radius of Influence can be up to 25 ft
- Can be applied as multiple barriers perpendicular to plume



A Scanning Electron Microscope (SEM) Image of Sand Grains With and Without a Coating of Carbon

# *In Situ* Soil Treatment – Aluminum-Based Sorbent – Rembind Plus®

## Material

- Aluminum hydroxide, activated carbon, organic matter, and kaolinite

## Application

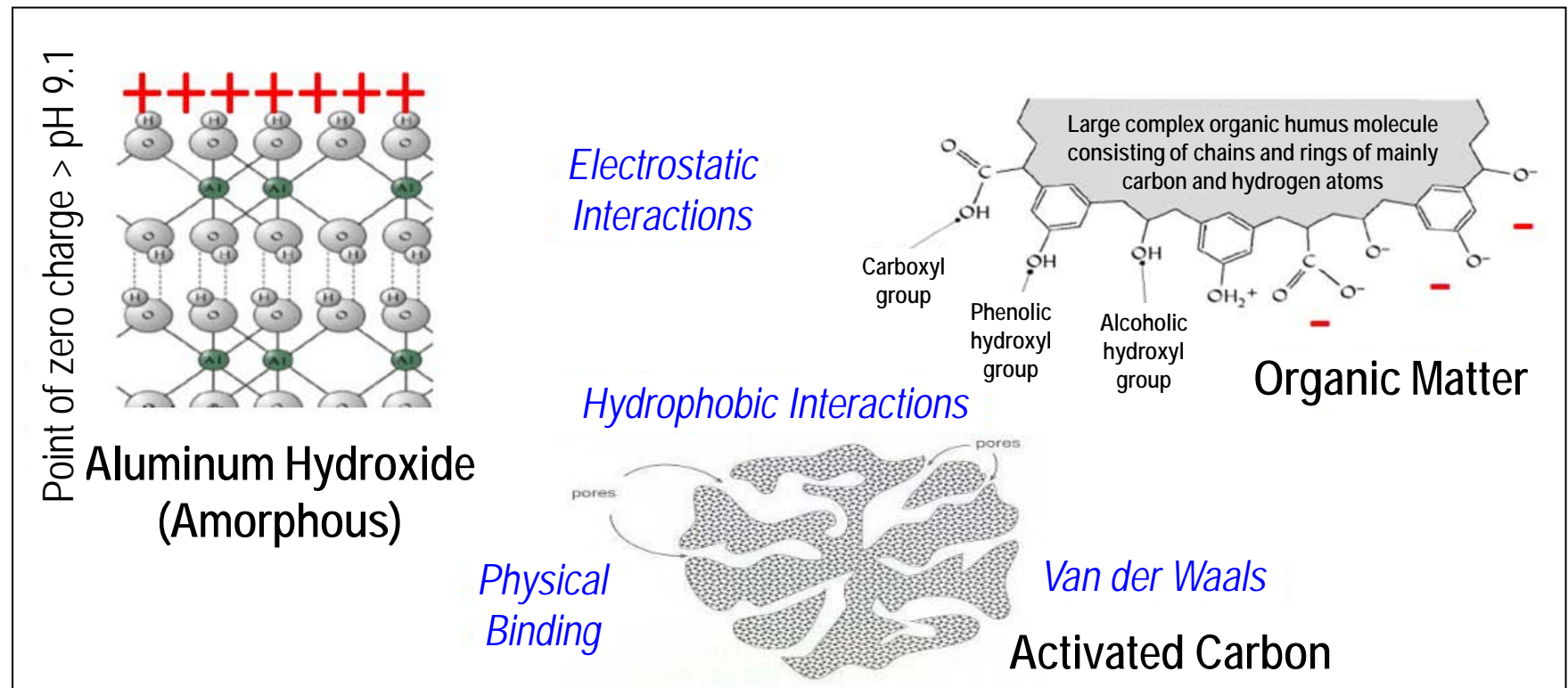
- Apply to soil in ~2 to 5% by weight
- Adjust to 30% moisture content
- Binding occurs in 24 hours
- *Pilot tested for water treatment*



# In Situ Soil Treatment – Aluminum-Based Sorbent – Rembind Plus® (cont.)

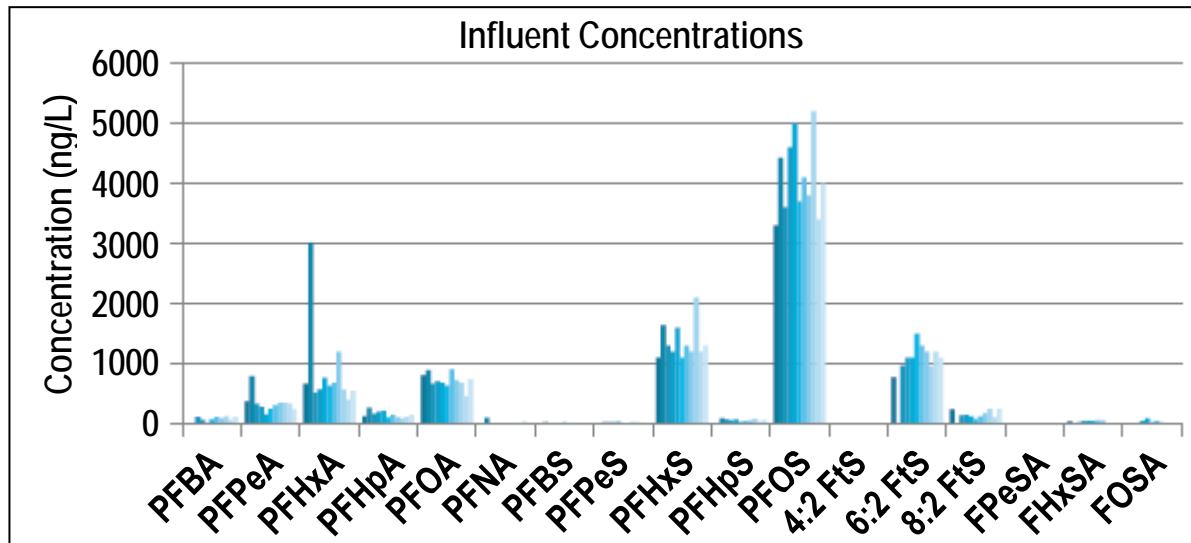
## Mechanism

- Aluminum hydroxide binds to functional head of PFAS by electrostatic interactions
- Activated carbon and organic matter binds to tail via by hydrophobic interactions and Van der Waals forces



# Aluminum-Based Sorbent for GW Case Study – Air Force Site

- Historical use of AFFF at site
- Full-scale GAC system: two 20,000-lb GAC vessels in operation to remove PFOS/PFOA from groundwater
- Goal of pilot study to evaluate sorption capacity of RemBind Plus<sup>®</sup>



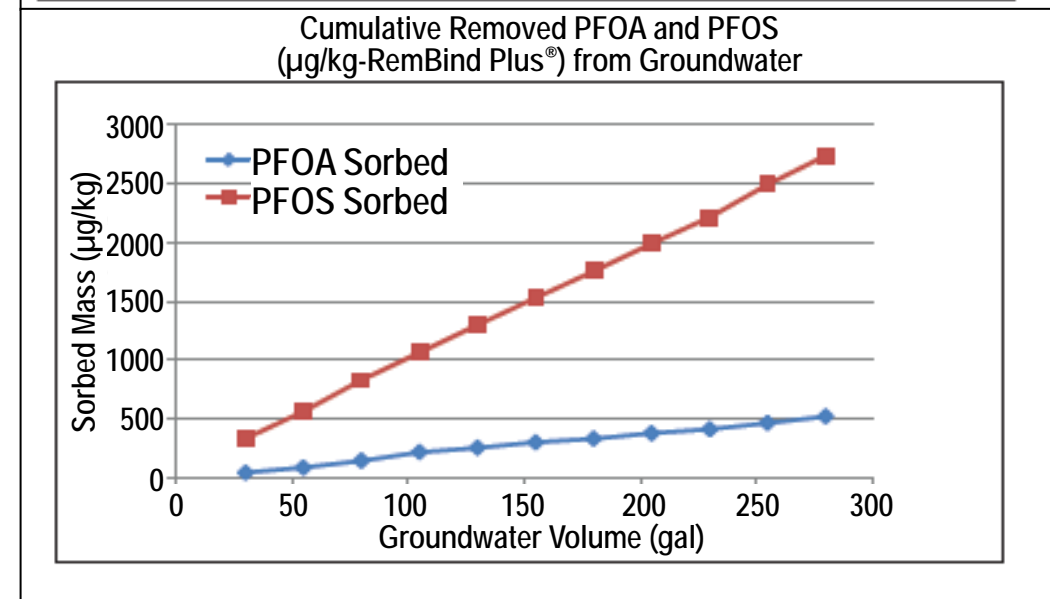
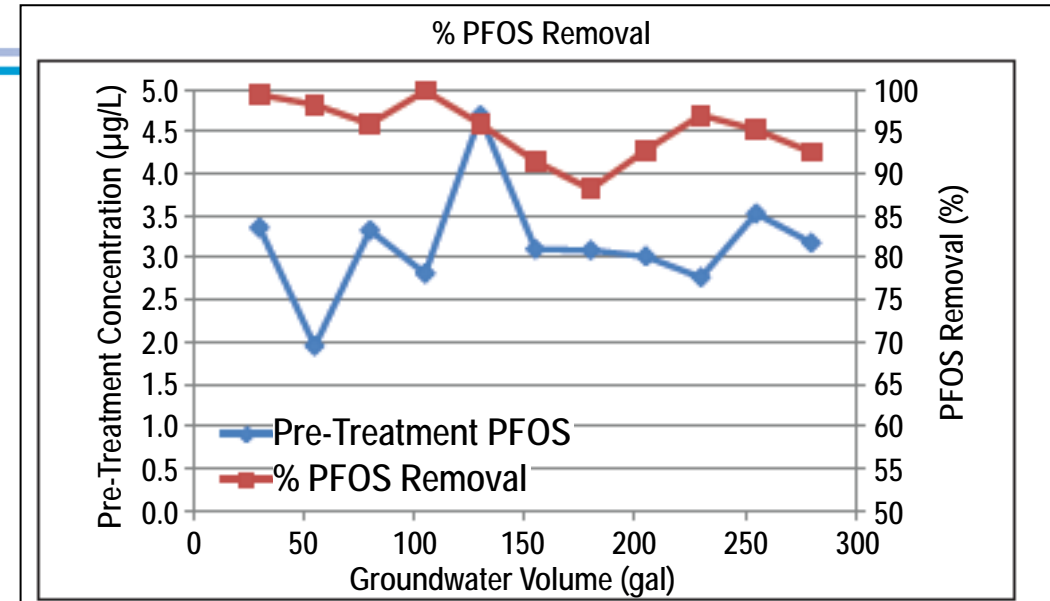
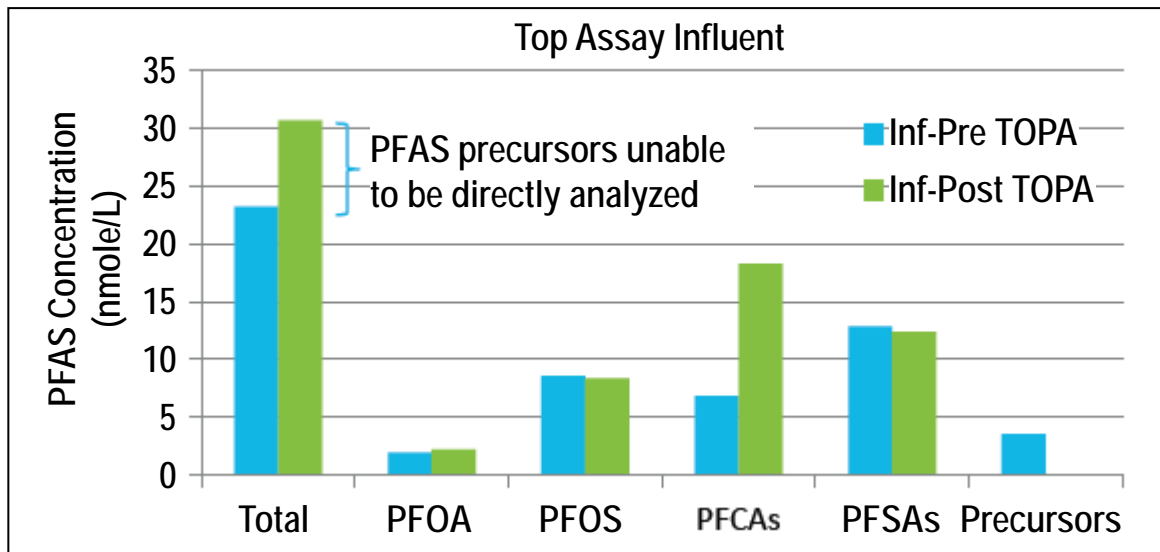
# Aluminum-Based Sorbent for GW Case Study – Air Force Site (cont.)

- 30-gal batch reactor pilot test set up next to GAC system
- 30 gal of contaminated water mixed 1.135 kg aluminum-based sorbent for one hour and allowed to settle overnight
- Next day treated GW moved to effluent tank and contaminated GW added to tank with amendment without replacing amendment
- Run for 2 weeks treating 280 gal water
- Monitored for 53 PFAS compounds and TOP assay
- TOC also monitored



# Aluminum-Based Sorbent for GW Case Study – Air Force Site – Results

- 18 PFASs detected frequently
- Removal ranged from 80 to 100% after 155 gal
- Slight decrease in removal beyond 155 gal



# Types of IDW

---

## Liquid Waste

- Purge water from groundwater sampling
- Concentrated AFFF

## Solid Waste

- Well installation waste (soil cuttings)
- Soil cuttings from core sampling
- Spent GAC
- Spent ion exchange resin
- Soil from excavations



# Challenges with Handling IDW

- PFAS are considered non-hazardous (can be disposed of in any landfill)
- Landfill refusal to accept PFAS waste
- Potential for future liability
- Risk of landfill leachate

## Key Point

Consideration should be given to taking liquid waste to existing onsite GWETS if available

# Considerations for Liquid IDW

---

- If PFAS concentrations are below regulatory levels, water may be considered to be disposed to sanitary sewer/POTW
- At sites where there is a PFAS GWETS, purge water should be considered to be treated in that system with operator approval
- Purge water may be considered to be passed through a drum of GAC, held in a receiving tank pending analysis
- If below regulatory values, GW may be able to be discharged to the sanitary sewer/POTW
- Purge water may be able to be sent to an off-site treatment facility willing to accept it

# Considerations for Liquid IDW

---

- Currently sending to a landfill or a treatment facility may be the only choice
- As treatment becomes more common, the soil cuttings may be treatable on-site (e.g., thermal)
- PFAS waste is non hazardous\*, so 90 day rule does not apply
- Option – retain material on site as treatment approaches and policies are developed
- EXWC conducting research on treatment for IDW and source zone soils

# Key Points

---

- GAC may be the only practical treatment for groundwater to date
- PFAS <5 carbons much shorter breakthrough times
- Bituminous carbon appears to perform better than coconut carbon
- Ion exchange resin may be better at removing PFAS and can be regenerated but may be more expensive
- *In situ* treatment technologies PlumeStop<sup>®</sup>, RemBind Plus<sup>®</sup> and MatCARE<sup>™</sup> limited field demonstrations in U.S.

# Select References

---

- ITRC PFAS Remediation Factsheet
- PFAS Remediation Whitepaper (Internal Navy Document)
- Andres Arias Espana, Victor, Megharaj Mallavarapu, and Ravi Naidu. 2015. "Treatment technologies for aqueous perfluorooctanesulfonate (PFOS) and perfluorooctanoate (PFOA): A critical review with an emphasis on field testing," *Environmental Technology and Innovation*, 4, 168-181.
- Du, Ziwen, Shubo Deng, Yue Bein, Qian Huang, Bin Wang, Jun Huang, and Gang Yu. 2014. "Adsorption behavior and mechanism of perfluorinated compounds on various adsorbents – A review," *Journal of Hazardous Materials*, 274, 443-454.
- Zhu, Runliang, Qingze Chen, Qing Zhou, Yunfei Xi, Jianxi Zhu, and Hongping He. 2016. "Adsorbents based on montmorillonite for contaminant removal from water: A review," *Applied Clay Science*, 123, 239-258.
- Merino, Nancy, Yan Qu, Rula Deeb, Elisabeth L. Hawley, Michael R. Hoffmann, and Shaily Mahendra. 2016. "Degradation and Removal Methods for Perfluoroalkyl and Polyfluoroalkyl Substances in Water," *Environmental Engineering Science*, 33, 615-649.

# NAVFAC Points of Contact

---

- John Kornuc (NAVFAC EXWC)
  - (805) 982-1615
  - [john.kornuc@navy.mil](mailto:john.kornuc@navy.mil)
- Tony Danko (NAVFAC EXWC)
  - (805) 982-4805
  - [anthony.danko@navy.mil](mailto:anthony.danko@navy.mil)



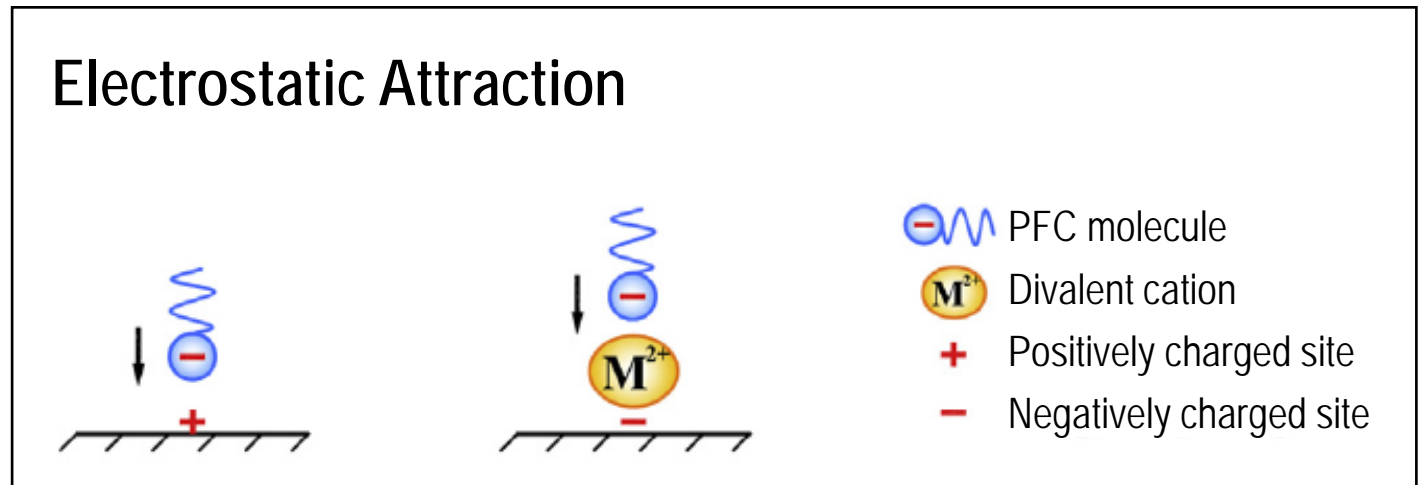
# Questions and Answers

## Backup Slides

# Mechanism of Sorption – Electrostatic Interaction

- Interaction between negative and positive charges
- Strong negative charged shell around CF chain due to fluorine atoms and functional group
- Electrostatic bond mainly at functional group due to stronger negative charge
- To promote electrostatic bond increase ionic strength, ensure pH is not too alkaline
- Example seen in organoclays

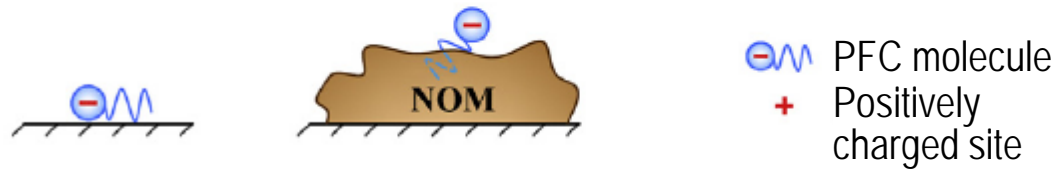
*Reference Du, Ziwen, Shubo Deng, Yue Bein, Qian Huang, Bin Wang, Jun Huang, and Gang Yu. 2014. "Adsorption behavior and mechanism of perfluorinated compounds on various adsorbents – A review," Journal of Hazardous Materials, 274, 443-454.*



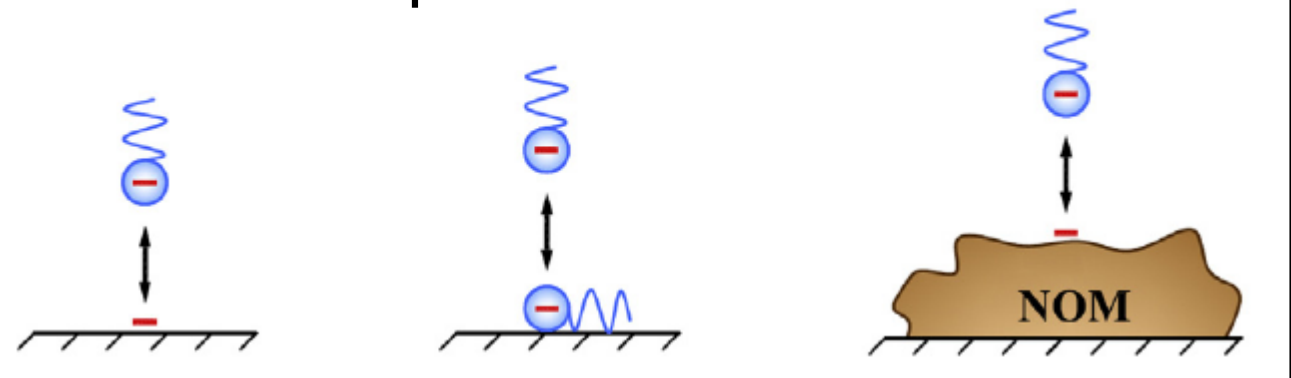
# Mechanism of Sorption – Hydrophobic Interactions

- Occurs at the electronegative CF chain
- Longer chain more hydrophobic
- Leads to formation of micelles
- Is often stronger than electrostatic repulsion (between negatively-charged tail and negatively-charged sorbent)

## Hydrophobic Interaction



## Electrostatic Repulsion



# In Situ Soil Treatment Modified Organoclay Sorbent – MatCARE™

## Material

- Palygorskite-based material modified with oleylamine, i.e., amine modified clay sorbent

## Application

- Applied to soil at 10% w/w
- Water content of soil 60%

Property	MatCARE™
Bulk Density (kg m <sup>-3</sup> )	608
Particle Density (kg m <sup>-3</sup> )	1,677
Porosity (%)	40
Pore Volume (kg m <sup>-3</sup> )	—
Particle Size	77.4% between 2,000 and 1,180 μm
Surface Area (m <sup>2</sup> g <sup>-1</sup> )	31.91
Reversible Swelling (%)	2.5
Moisture Holding Capacity (%)	50.28



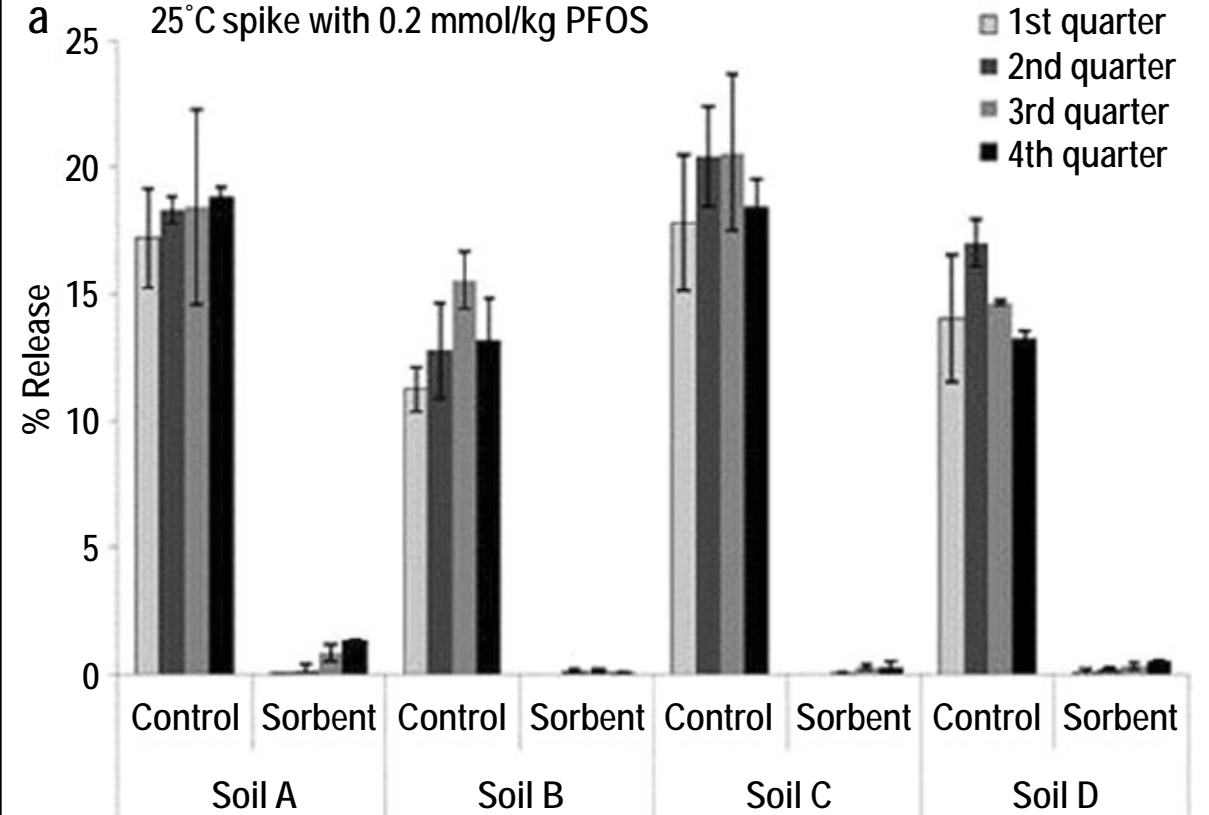
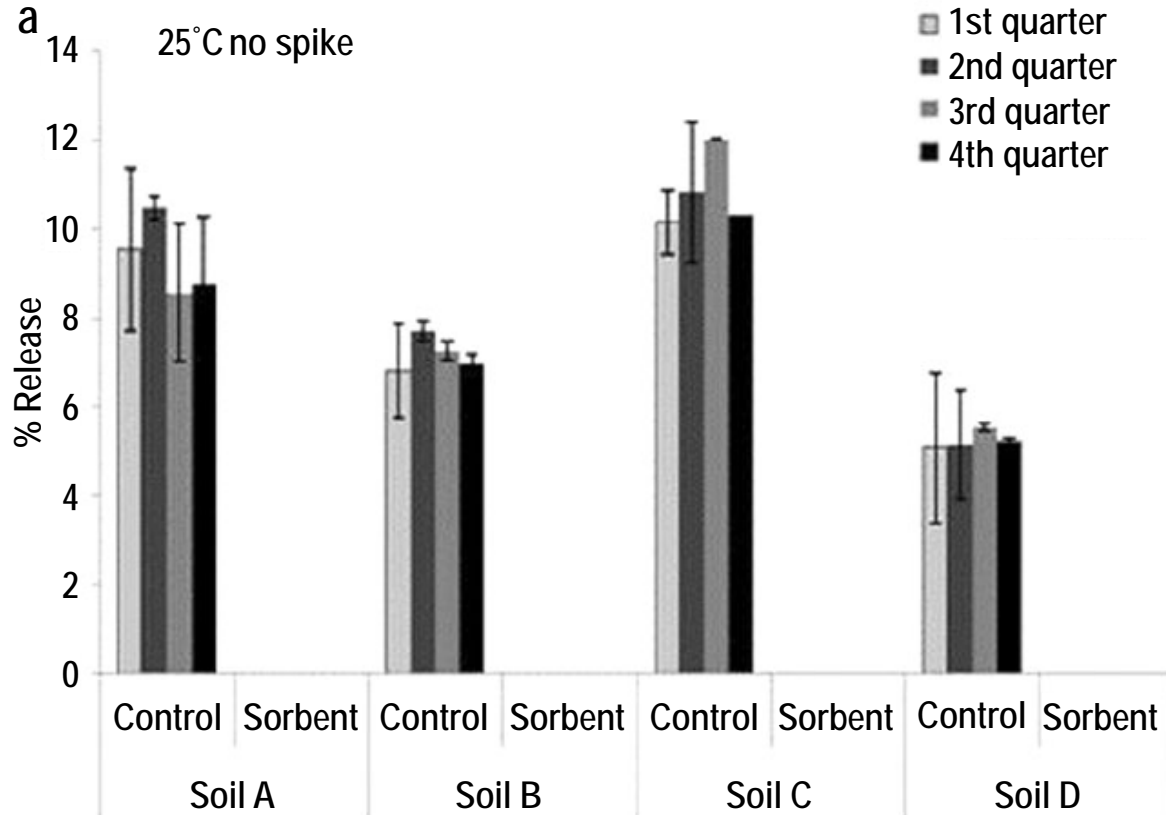
# In Situ Soil Treatment Modified Organoclay Sorbent – Soil Treatability Studies

- Four soils from fire training areas at overseas Air Force Bases
- Air-dried, homogenized, and passed through 2-mm sieve
- pH, organic carbon content, and PFOS concentration
- 1 kg of each soil adjusted to 60% moisture, amendment added at 10 g per 100 g soil
- PFOS-spiked treatment also included (10 ml of PFOS stock solution) then mixed
- 10 g sample, 3x/yr
- Water extraction

Physico-Chemical Properties of the Soil								
Soils	pH	TOC (%)	PFOS (nmol g <sup>-1</sup> )		Texture			
			Solvent Extracted	Water Extracted	Sand (%)	Silt (%)	Clay (%)	Textural Class
A	4.8	0.96	3.66	0.52	52.63	25.62	21.74	Sandy clay loam
B	4.9	1.97	148.72	21.13	43.21	21.42	35.37	Clay loam
C	8.1	0.29	32.33	4.72	75.15	9.11	15.74	Sandy loam
D	6.5	2.03	18.52	1.86	57.04	10.93	32.03	Sandy clay loam



# In Situ Soil Treatment Modified Organoclay Sorbent – Results





# Aluminum-Based Sorbent for GW Case Study – AF Site – Future Work

Verify amendment sorption capacity

Optimize dosage to meet EPA Health Advisory

Monitor effectiveness on short-chain PFAS and PFAA precursors

Conduct regeneration trials using proprietary wash solutions

# Aluminum-Based Sorbent for Full-Scale Soil Treatment Case Study

- Airport contaminated with PFAS
- Replacing asphalt – excavated 900 tons of PFAS-contaminated soil



Aviation Rescue and Fire Fighting Services



Damaged Asphalt




# Aluminum-Based Sorbent for Full-Scale Soil Treatment Case Study (cont.)

- 900 tons of contaminated soil
- PFOS total concentration <5.7 mg/kg
- PFOS leachable concentration <180  $\mu\text{g/L}$  (by USEPA Method 1311)



Construction of New Apron

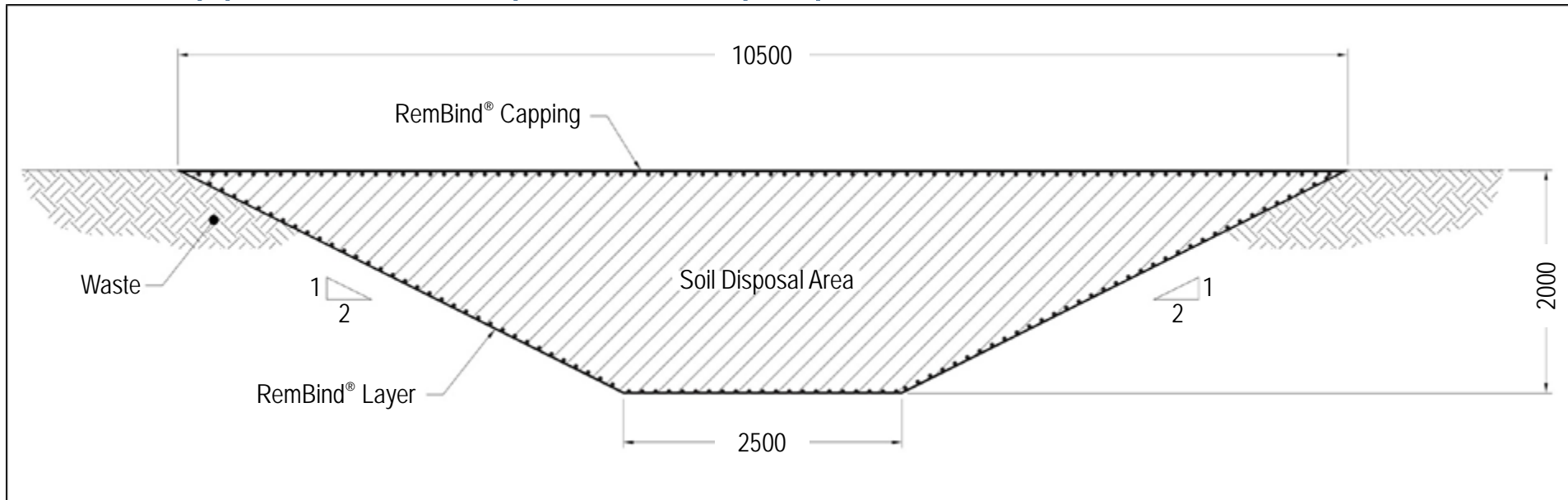


PFAS-Contaminated Soil  
~900 tonnes



# Aluminum-Based Sorbent for Full-Scale Soil Treatment Case Study (cont.)

- Transported 900 tonnes of soil to municipal waste landfill site
- Treated hotspots with 10% RemBind®
- Validated samples at accredited lab
- Obtained EPA approval for disposal in a purpose-built burial cell





# Aluminum-Based Sorbent for Full-Scale Soil Treatment Case Study (cont.)



Laying the Amendment Capping Layer



Finished Lined Burial Cell

# Aluminum-Based Sorbent for Full-Scale Soil Treatment Case Study (cont.)

## • Soil Leachate after Treatment

	Hotspot 1 (µg/L)*	Hotspot 2 (µg/L)*	Compliance Limit (µg/L)*
PFOS	<0.01	<0.01	0.2
PFOA	<0.01	<0.01	
6:2 Fluorotelomer sulfonate	<0.1	<0.1	
8:2 Fluorotelomer sulfonate	<0.2	<0.2	

\*Soil leachate concentrations as measured by TCLP at pH 5

## • Project Costs

Activity	Approximate Cost (US)	Cost per Ton (900 Tons)
Landfill disposal fees	\$63,500	\$67
Investigation, bench trials, mixing, and reagent supply	\$47,500	\$50
<b>Total</b>	<b>\$111,000</b>	<b>\$117</b>



# Aluminum-Based Sorbent for Full-Scale Soil Treatment Case Study (cont.)

- A water authority in Cape Cod, MA treated soil with amendment in the bottom of an excavation before backfilling to mitigate the risk of PFAS leaching in a drinking water source



# Influence of a commercial adsorbent on the leaching behaviour and bioavailability of selected perfluoroalkyl acids (PFAAs) from soil impacted by AFFFs

Jennifer Bräunig, Christine Baduel and Jochen Mueller

The University of Queensland, National Research Centre for Environmental Toxicology (Entox), Brisbane 4108, Australia. J.Braunig@uq.edu.au

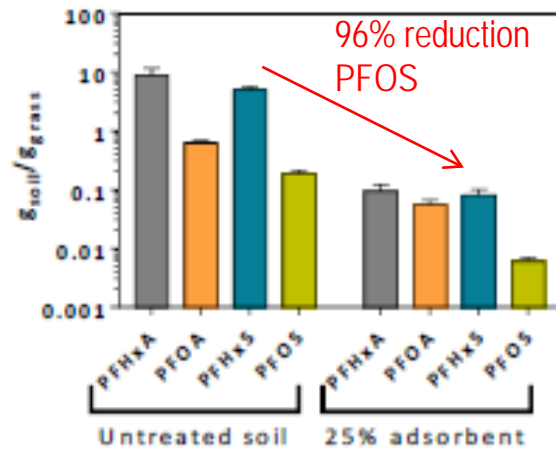


national research centre for environmental toxicology  
Entox is a joint venture between The University of Queensland and Queensland Health

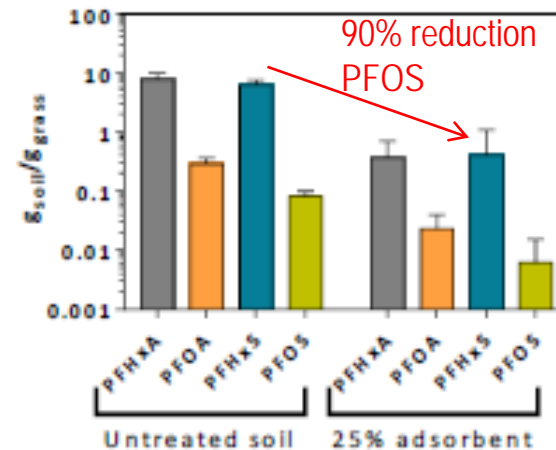


## Grass accumulation

**GSAF HB**



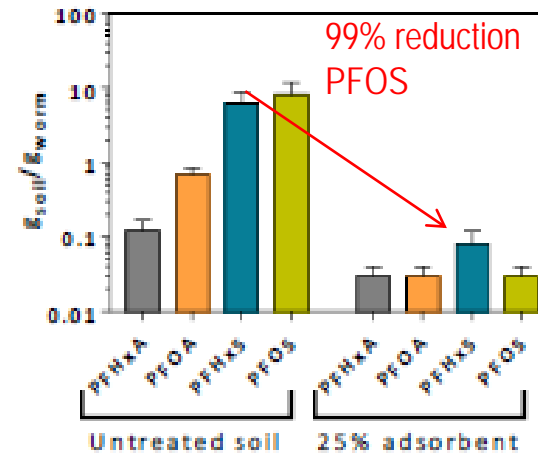
**GSAF LT**



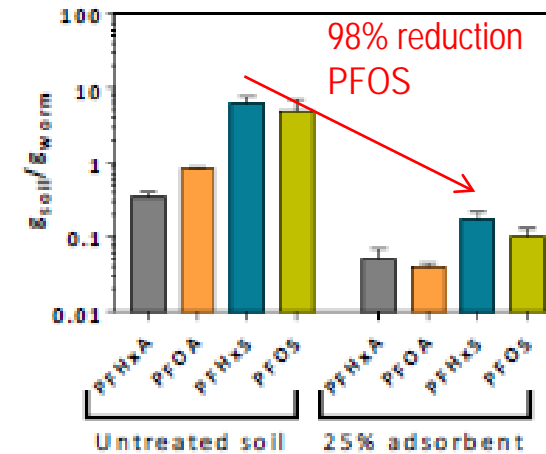
- Decreased uptake into wheat grass after application of adsorbent
- Higher accumulation of molecules with shorter carbon chain
- 30-fold decrease in PFOS accumulation for HB soil.

## Earthworm accumulation

**B5AF HB**



**B5AF LT**



- Higher accumulation of PFHxS and PFOS
- Higher accumulation of longer carbon chain molecules
- Decreased accumulation of all PFAAs after application of 25% adsorbent.

# SERDP PFAS Projects\*

Project	PI
Field Demonstration and Life Cycle Comparison of <i>Ex-Situ</i> Treatment Technologies for Poly- and Perfluoroalkyl Substances (PFASs) in Groundwater	Alice Fulmer, Water Research Foundation
Rational Design and Implementation of <a href="#">Novel Polymer Adsorbents</a> for Selective Uptake of PFASs from Groundwater	Dr. Damian Helbling, Cornell University
<i>Ex Situ</i> Treatment of PFAS Contaminated Groundwater Using <a href="#">Ion Exchange with Regeneration</a>	Dr. Mark Fuller, CB&I Federal Services
Remediation of PFAS Contaminated Groundwater Using <a href="#">Cationic Hydrophobic Polymers</a> as Ultra-High Affinity Sorbents	Dr. Reyes Sierra-Alvarez, University of Arizona
Regenerable Resin Sorbent Technologies with <a href="#">Regenerant Solution Recycling</a> for Sustainable Treatment of PFASs	Dr. Timothy Strathmann, Colorado School of Mines
An <a href="#">Electrocoagulation and Electrooxidation</a> Treatment Train to Degrade Perfluoroalkyl Substances and Other Persistent Organic Contaminants in Groundwater	Dr. Dora Chiang, AECOM
Treatment of Legacy and Emerging Fluoroalkyl Contaminants in Groundwater with Integrated Approaches: Rapid and <a href="#">Regenerable Adsorption and UV-Induced Defluorination</a>	Dr. Jinyong Liu, University of California, Riverside

\*Not a complete list

# SERDP PFAS Projects\*

Project	PI
Removal of Complex Mixtures of Perfluoroalkyl Acids from Water Using <a href="#">Molecularly Engineered Coatings on Sand and Silica</a>	Dr. Paul Edmiston, The College of Wooster
<a href="#">Combined <i>In Situ/Ex Situ</i> Treatment Train</a> for Remediation of PFAS Contaminated Groundwater	Dr. Michelle Crimi, Clarkson University
<a href="#">Electrochemical Oxidation of Perfluoroalkyl Acids</a> in Still Bottoms from Regeneration of Ion Exchange Resins	Dr. Qingguo Huang, University of Georgia
<a href="#">Electrically Assisted Sorption and Desorption of PFASs</a>	Dr. Douglas Call, North Carolina State University
Development of Coupled <a href="#">Physicochemical and Biological Systems</a> for <i>In Situ</i> Remediation of Perfluorinated Chemical and Chlorinated Solvent Groundwater Plumes	Dr. Kurt Pennell Brown University
<a href="#">Molecular Design of Effective and Versatile Adsorbents</a> for <i>Ex Situ</i> Treatment of AFFF-Impacted Groundwater	Dr. Mandy Michalsen, U.S. Army Corps of Engineers
<i>In situ</i> Remediation of Aqueous Film Forming Foams and Common Co-Contaminants with the <a href="#">Dual Approach of Chemical Oxidation and Bioremediation</a>	Dr. Lisa Alvarez-Cohen University of California at Berkeley

\*Not a complete list



# ESTCP PFAS Projects\*

Project	PI
Field Demonstration to Enhance PFAS Degradation and Mass Removal Using <a href="#">Thermally-Enhanced Persulfate Oxidation Followed by Pump-and-Treat</a>	Dr. John Kornuc NAVFAC EXWC
Characterization of the Nature and Extent of Per- and Polyfluoroalkyl Substance (PFASs) in Environmental Media at DoD Sites for Informed Decision-Making	Dr. John Kornuc NAVFAC EXWC

\*Not a complete list